



Hawk Furniture Ltd
Hawk Landings, Skiff Lane
Holme Upon Spalding Moor
York
YO43 4BB

t 01430 861229
f 01430 861225

www.hawkfurniture.co.uk
enquiries@hawkfurniture.co.uk

product guide 2017
valid from January 1st 2017

From consultation and design through to delivery and installation, nearly 30 years of manufacturing ensures you're speaking to an expert when you talk to us. Systems and processes have been developed over the years to give Hawk a clear advantage over the competition which gives you, our customer, the smoothest and fastest experience possible.

There aren't many businesses in the country that can say (truthfully, anyway) that you are at the heart of everything we do. A company is defined by those who buy their products and you have made us what we are today. Inside this product guide you will find an extensive range of furniture along with brand new images and creative ideas to inspire your office space.

CONTENTS



dealer guide
6



gravity h/adj
10



kick & click h/adj
14



ELEC h/adj
18



pedestals
80



low storage
82



high storage
86



accessories
88



height adjustable prices
22



roma panel end
24



roma lorenzo
26



bologna
28



storage wall
92



tray units
94



boardroom
96



reception
100



modena
30



giorgio
32



giorgio w/managed
34



giorgio h/settable
36



paolo contract desking
104




tables
105



lecterns
111



residential furniture
112



desking prices
38



IT desking
46



workbenches & tops
48



links, returns & ext
50



operator chairs
118



soft seating
122



bespoke
130



board & metal finishes
132



screens - desktop
52



screens - floorstanding
56



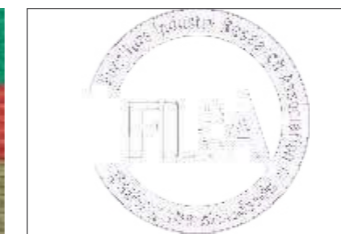
call centre
58



budget bench
60



fabric choices
133



accreditations
138



environmental
139



terms & conditions
140



gianni bench
64



evolution bench
68








force bench
72






storage
76

Five bench ranges covering all possible requirements. To help identify the differences this handy comparison chart details the strengths of each range.

					
Positioning	Budget	Mid Range	Mid-Premium	Premium	Premium (H/ADJ)
Warranty	10 years	10 years	10 years	10 years	10 years - 5 Electrical
Available Shapes	Rectangular	Rectangular	Rectangular	Rectangular	Rectangular
Available Desk Depth	600 & 800mm	600 & 800mm	600 & 800mm	600 & 800mm	800mm
Available Widths	1000-1800mm	1000-2000mm	1000-2000mm	1000-2000mm	1000-1800mm
Frame Colour	Silver, Grey, Black, White	Silver, Grey, Black, White	Silver, Grey, Black, White	Silver, Grey, Black, White	Silver, Black, White
Leg Size	38x38	50x50	50x50	100x100	100x100
Lead Time	Standard	Standard	Standard	3 Weeks	Standard
Scalloped Top					
Sliding Tops					
Cable Tray Included		*Doubles Only			
Modesty Panel Included			*Singles Only	*Singles Only	
Screens Available					
Extensions Available					
Flip Up Power Access					
Notes	<p>Providing exactly what the name suggests - This clever yet minimal design provides a cost effective solution to traditional bench desking. Twin cable scallops supplied as standard. Accepts standard screens fitted with C clamps.</p>	<p>Creating flexibility and large uninterrupted work areas, this bench works perfectly for bigger teams or stand alone. Additional cross members create the illusion of floating tops. 600D benches will only take small mobile pedestals. Singles benches do not include cable trays.</p>	<p>Possibly the strongest and most versatile bench system on the market, perfect for multiple-monitor workstations. The complete package equipped with cable trays, tool bar screens and flipup access. Single benches are supplied with a metal modesty panel. Single add-ons incorporate a wire managed leg.</p>	<p>A high end bench system with absolutely no compromise. Thick and chunky frames incorporating strength and improving aesthetics. Only available with small mobile pedestals. Toolbar screens only (290H above the desktop).</p>	<p>Height adjustable bench desking using world-renowned LINAK mechanisms. Full wire management system consisting of upper and lower cable trays, sliding tops and wire harnesses. Height adjustment: Double 640-1300mm Single 590-1250mm</p>

HEIGHT ADJUSTABLE COMPARISON CHART

We don't always have the time to research things as much as we should, especially when several manufacturers are offering products that all look similar yet have huge price differences. That is why we have produced a simple comparison chart that details the three ranges along with full specification of the main selling points that you need to know.

			
	ELEC	Kick & Click	Gravity
Positioning	Budget	Mid-Range	Premium
Warranty	12 months	5 years	5 years
Available Shapes	Rect & J Shape	Rectangular	Rectangular
Available Desk Depth	800mm	800mm & 600mm	800mm
Frame Colour	Silver Only	Silver Only	Silver, White & Black
Available Widths	1200-1800mm	1400-1800mm	1000-1800mm
Desktop Movement	25mm/second	38mm/second	38mm/second
Lifting Column Mfr	Conset (Far East)	LINAK (Denmark)	LINAK (Denmark)
Height Adjustment	685-1205mm	705-1205mm	Double 640-1300mm Single 590-1250mm
Desk Control SW*	✗	✔	✔
Mobile App Control*	✗	✔	✔
Piezo Anti-Collision	✗	✗	✔
Cable Trays Included	✗	✗	✔
Sliding Tops	✗	✗	✔
Double Bench Option	✗	✗	✔
Notes	One of the cheapest height adjustable desks on the market, even competitive with imported products. Modesty panel supplied as standard.	Can be installed in half the time of traditional height adjustable desks due to tool-less 'click together' design. LINAK actuators mean this desk gives the cheapest access to a premium lifting column.	High-end solution with no compromises. Upper flip-down cable trays, wire harnesses and lower cable trays ensure tidiness whatever the height. Doubles available with individual or larger shared screens.

*Additional hardware needed. Not supplied as standard.

HEIGHT ADJUSTABLE DEALER GUIDE

DEALER TIP

Do not confuse height **SETTABLE** with height **ADJUSTABLE** deskings.

Height settable desks are designed to be fixed at a set height (for example, a tall person needing a higher standard desk height), whereas height adjustable sit-stand deskings is designed to get people using a mixture of sitting and standing. This mixture is critical to the success of height adjustable desks as prolonged periods of standing is as detrimental to health as sitting.

Watch out for manufacturers that sell height adjustable deskings that don't go high enough to use while standing. If you can't stand then you won't get any of the benefits and might as well be using a standard desk.



LINAK ACTUATORS

LINAK has grown from humble beginnings in 1907, to now occupying over 400,000sq ft of development and production facilities based in Guderup, Denmark. As one of the world leaders in lifting columns, actuators, control boxes and controls, LINAK has over 2,000 employees in 35 countries and is recognised for high-quality, technically advanced, innovative solutions. All LINAK products offered by Hawk benefit from the following features:



DESK CONTROL SOFTWARE

It's hard to remember to stand when you have spent your whole working life on a chair, but with the Desk Control Software you are reminded to stand according to your own personal targets and weight loss goals.

Simply connect the wire via USB to your PC then download the software and away you go.



PIEZO ANTI-COLLISION TECHNOLOGY - GRAVITY ONLY

The built-in PIEZO sensor feels for any obstruction when raising or lowering the desk, then halts and reverses to avoid collision, providing a safeguard for your investment by preventing any damage. The hardware-based anti-collision solution is more sensitive and works faster than a typical software solution.



ADJUST YOUR DESK WITH YOUR SMARTPHONE

The optional Bluetooth dongle allows users to control their desk via a smartphone using the same functions as a regular control panel, but with the added benefit of storing personal height settings to allow automatic adjustment. Perfect for hot-desking and gadget geeks.

Compatible with both iOS and Android devices and available from the **App Store** and **Google Play**.




ZERO TECHNOLOGY

All LINAK control boxes are designed to have an extremely low standby power consumption of maximum 0.1W. This means no matter which LINAK product you choose, you will have low power standby as standard.



5 YEAR WARRANTY

Because quality matters, LINAK offer a 5 year warranty for manufacturing defects along with Hawk's full 10 year warranty on non-electrical components. As an industry standard batteries have 12 month warranty.





KICK & CLICK HEIGHT ADJUSTABLE









GRAVITY PRICES

- Metalwork available in White, Silver & Black
- Simply pull top to slide forward and give access to upper cable tray
- Lift and unclip upper cable tray to allow fold-down access from underneath
- Only small mobile pedestals will fit desk at lowest height, normal height underdesk pedestals can fit providing desk is not lowered to its lowest setting (or ideally programmed with GDCS)

Gravity Single

D:800mm
Adjustment from 590-1250mm



WHAT'S INCLUDED

- Lockable sliding tops
- Flip-down cable tray under desktop
- LINAK mechanism with PEIZO anti-collision
- 5 year guarantee on electric components
10 years on wooden components
- Standard controller (no programming functions)

1800x800mm Single	GRAV18S	£973
1600x800mm Single	GRAV16S	£951
1400x800mm Single	GRAV14S	£895
1200x800mm Single	GRAV12S	£874
1000x800mm Single	GRAV10S	£846

Gravity Double

D: 2x 800mm Tops (1700mm max with screens)
Adjustment from 640-1300mm



WHAT'S INCLUDED

- Lockable sliding tops
- Flip-down cable tray under desktop
- Lower cable tray with covers
- LINAK mechanism with PEIZO anti-collision
- 5 year guarantee on electric components
10 years on wooden components
- Standard controller (no programming functions)
- Harness system cable riser (carries wires from lower to upper cable tray)

1800mm Double	GRAV18D	£2,400
1600mm Double	GRAV16D	£2,350
1400mm Double	GRAV14D	£2,222
1200mm Double	GRAV12D	£2,160
1000mm Double	GRAV10D	£2,091

KICK & CLICK PRICES

Kick & Click Single

D:800mm & 600mm
Includes cable ports as standard
Available with I frame or Cantilever leg
Please specify at time of order



- Height adjustment from 705 to 1205mm
- Accepts standard screens found on p54
- Desktop movement of 38mm/second
- 5 year guarantee on electric components
10 years on wooden components
- Supplied with standard controller
- **Only available with silver (RAL 9006) frame**

1800mm x 800mm	KC188	£787
1600mm x 800mm	KC168	£773
1400mm x 800mm	KC148	£761
1800mm x 600mm	KC186	£771
1600mm x 600mm	KC166	£759
1400mm x 600mm	KC146	£746

LINAK ACCESSORIES



Premium Controller

To fit Gravity and K&C
Digital display with 3 presets

GPREMC £69



Single Wire Snake

Floor to desktop (for single desks only)

GSWS £50



Desk Control Software

To fit Gravity and K&C
Connect to PC and set personal goals

GDCS £68



Slinky

Floor to cable tray - intended for benches but can be used on singles


GSLINKY £46



Bluetooth Dongle

To fit Gravity and K&C
Control your desk from your phone and store personal preferences

GBD £67



Toolbar Screen

To fit Gravity only
H:320mm 3 Channel Management Rail
Cara or Lucia fabric (POA for higher fabric bands)
Toolbar accessories p55

Desktop Non-Pinnable Toolbar

FATS10NP	£187
FATS12NP	£208
FATS14NP	£234
FATS16NP	£256
FATS18NP	£278

Desktop Lightweight Pinnable

FATS10P	£200
FATS12P	£223
FATS14P	£247
FATS16P	£270
FATS18P	£293



Central Dividing Screen

To fit Gravity double bench desks
H:1335mm (from floor)
Cara or Lucia fabric (POA for higher fabric bands)

GCDS10	£247
GCDS12	£254
GCDS14	£260
GCDS16	£266
GCDS18	£273

ELEC PRICES

- Height adjustment from 685 to 1205mm
- Dual rocker switch operation for improved safety
- Desktop movement of 25mm/second
- 12 month guarantee on electric components
10 years on wooden components
- **Only available with silver (RAL 9006) frame**



Electric - Rectangular

D:800mm
End size: 800mm

1800mm	ELEC18	£533
1600mm	ELEC16	£515
1400mm	ELEC14	£503
1200mm	ELEC12	£494



Electric - J Shape

D:1200mm
End size: 800/800mm
Please specify left or right handed
(right handed shown)

1800mm	ELECJ18	£907
1600mm	ELECJ16	£866
1400mm	ELECJ14	£846
1200mm	ELECJ12	£825

NB: Not available with 800x600mm ends



We've used a contrasting modesty panel on this angular desk. It complements the silver tubular support leg perfectly.



The distinctive wave design and silver tambour doors of these innovative overhead units means you can maximise desk and storage space in style - and yes...they will fit lever arch files!



Arrowhead legs on this D ended boardroom table are a fitting match for the Roma panel end leg. A streamlined traditional design make for simple yet distinct style.





Smooth lines make the Lorenzo leg a firm favourite in executive spaces, with a curved modesty panel to match the legs.



Our rich walnut finish complements the executive range perfectly. A selection of low storage to suit awaits you - see page 82.



Available matching boardroom tables, with the option of a convex curve which looks great on oval and round tables, enhancing the elliptical top with a glass panel.















Grain front to back

800 DEEP RECTANGULAR DESKTOP H: 740mm D: 800mm

600 DEEP RECTANGULAR DESKTOP H: 740mm D: 600mm



WAVE DESKTOP H: 740mm D: 1000-800mm

COMPACT WAVE DESKTOP H: 740mm D: 800-600mm

DOUBLE WAVE DESKTOP H: 740mm D: 1000-800mm

CODE WIDTH

RD18 1800 RD16 1600 RD14 1400 RD12 1200 RD10 1000 RD8 800

RR18 1800 RR16 1600 RR14 1400 RR12 1200 RR10 1000 RR8 800

WV18 1800 WV16 1600 WV14 1400 WV12 1200 WV10 1000

CWV18 1800 CWV16 1600 CWV14 1400 CWV12 1200

DWV18 1800 DWV16 1600



roma panel end
prefix code with 'P'

18mm
25mm

£180 £151 £140 £130 £123 £117
£197 £175 £162 £149 £140 £134

£174 £146 £134 £123 £117 £112
£188 £174 £156 £143 £135 £130

£218 £207 £189 £176 £168
£235 £223 £215 £206 £198

£197 £187 £179 £171
£215 £203 £195 £188

£233 £226
£270 £259



roma lorenzo
prefix code with 'RL'

25mm

£225 £202 £190 £177 £169 £162

£216 £202 £184 £171 £164 £157

£263 £251 £242 £234 £206

£242 £231 £223 £216

£298 £270



giorgio
prefix code with 'G'

18mm
25mm

£180 £151 £140 £130 £123 £117
£197 £175 £162 £149 £140 £134

£174 £146 £134 £123 £117 £112
£188 £174 £156 £143 £135 £130

£218 £207 £189 £176 £168
£235 £223 £215 £206 £198

£197 £187 £179 £171
£215 £203 £195 £188

£233 £226
£270 £259



giorgio wire-managed
prefix code with 'GWM'

18mm
25mm

£225 £197 £186 £176 £168 £162
£243 £220 £208 £194 £187 £180

£225 £192 £180 £169 £162 £157
£234 £219 £202 £188 £181 £175

£264 £252 £234 £221 £214
£281 £268 £260 £252 £244

£243 £233 £224 £217
£260 £249 £241 £233

£279 £273
£316 £305



bologna ♦
prefix code with 'B'

25mm

£262 £233 £220 £203 £198 £192

£251 £231 £215 £200 £191 £184

£296 £284 £274 £265 £259

£272 £260 £252 £239

£332 £322



modena ♦
prefix code with 'M'

25mm

£262 £233 £220 £203 £198 £192

£251 £231 £215 £200 £191 £184

£296 £284 £274 £265 £259

£272 £260 £252 £239

£332 £322



giorgio height settable
prefix code with 'GHS'
height 650-950mm

25mm

£263 £233 £226 £213 £203 £197

£254 £239 £220 £206 £198 £192

£303 £290 £281 £273 £264

£281 £270 £261 £254

£340 £328

♦ Fixed pedestals not available

♣ Pedestals will not fit under

AVAILABLE BOARD FINISHES

Beech (B), Cherry (C), Japanese Ash (JA), Light Oak (LO), Modern Oak (MO), Maple (M), Plain Grey (PG), Portofino Cherry (PC), Silver (S), Swiss Elm (SE), Walnut (WA), White (WH) available in 18mm and 25mm.



J SHAPED TOP 600x600
H: 740mm D: 1200mm

CODE	WIDTH
J1866	1800
J1666	1600
J1466	1400
J1266	1200



J SHAPED TOP 800x600
H: 740mm D: 1200mm

CODE	WIDTH
J18	1800
J16	1600
J14	1400
J12	1200



J SHAPED TOP 800x800
H: 740mm D: 1200mm

CODE	WIDTH
J1888	1800
J1688	1600
J1488	1400
J1288	1200



SYMMETRICAL DESKTOP
H: 740mm D: 1800/1600mm

CODE	WIDTH
SYM18	1800
SYM16	1600



120° CORE UNIT TOP
H: 740mm D: 800 or 600mm

CODE	END SIZE
CU128	800mm
CU126	600mm
CU11	800mm
CU9	600mm



roma panel end
prefix code with 'P'

18mm
25mm

£247	£221	£196	£186
£284	£254	£225	£215

£252	£226	£200	£190
£288	£259	£231	£219

£259	£234	£208	£198
£296	£266	£238	£226

£353	£331
£404	£378

£325	£299	£278	£270
£358	£332	£311	£303



roma lorenzo
prefix code with 'RL'

25mm

£312	£264	£254	£243
------	------	------	------

£317	£286	£259	£247
------	------	------	------

£324	£295	£265	£255
------	------	------	------

£432	£407
------	------

£386	£360	£339	£330
------	------	------	------



giorgio
prefix code with 'G'

18mm
25mm

£247	£221	£196	£186
£284	£254	£225	£215

£252	£226	£200	£190
£288	£259	£231	£219

£259	£234	£208	£198
£296	£266	£238	£226

£353	£331
£404	£378

£325	£299	£278	£270
£358	£332	£311	£303



giorgio wire-managed
prefix code with 'GWM'

18mm
25mm

£292	£267	£242	£231
£329	£299	£271	£260

£297	£272	£246	£236
£334	£304	£277	£265

£304	£280	£254	£244
£342	£312	£283	£273

£399	£377
£449	£424

£371	£345	£323	£316
£404	£378	£356	£348



bologna ♦
prefix code with 'B'

25mm

£347	£317	£286	£273
------	------	------	------

£352	£322	£291	£281
------	------	------	------

£361	£330	£301	£289
------	------	------	------

£474	£449
------	------

£425	£399	£374	£368
------	------	------	------



modena ♦
prefix code with 'M'

25mm

£347	£317	£286	£273
------	------	------	------

£352	£322	£291	£281
------	------	------	------

£361	£330	£301	£289
------	------	------	------

£474	£449
------	------

£425	£399	£374	£368
------	------	------	------



giorgio height settable
prefix code with 'GHS'
height 650-950mm

25mm

£354	£323	£292	£282
------	------	------	------

£359	£327	£298	£286
------	------	------	------

£367	£336	£306	£295
------	------	------	------

£479	£453
------	------

-	-	-	-
---	---	---	---

Please specify left or right handed
(right handed shown)

Please specify left or right handed
(right handed shown)

Please specify left or right handed
(right handed show n)

Please specify left or right handed
(right handed shown)

♦ Fixed pedestals not available ♣ Pedestals will not fit under

AVAILABLE BOARD FINISHES

Beech (B), Cherry (C), Japanese Ash (JA), Light Oak (LO), Modern Oak (MO), Maple (M), Plain Grey (PG), Portofino Cherry (PC), Silver (S), Swiss Elm (SE), Walnut (WA), White (WH) available in 18mm and 25mm.



BOW FRONTED S SHAPE
H: 740mm D:1200mm



S SHAPED TOP
H: 740mm D:1200mm



COMPACT DESKTOP
H: 740mm D: 1000-800/600mm



ANGULAR DESKTOP
H: 740mm D: 1134mm



D ENDED DESKTOP
H: 740mm D: 800mm

**CODE
WIDTH**

BFS20 BFS18 BFS16
2000 1800 1600

S20 S18 S16
2000 1800 1600

CS18 CS16
1800 1600

AT22 AT20
2200 2000

DE22 DE20
2200 2000



roma panel end
prefix code with 'P'

**18mm
25mm**

£344 £322 £297
£383 £360 £329

£286 £264 £239
£324 £303 £273

£254 £227
£260 £236

£270 £259
£286 £273

£218 £208
£256 £243



roma lorenzo
prefix code with 'RL'

25mm

£410 £388 £357

£352 £314 £301

£288 £264

£314 £301

£284 £271



giorgio
prefix code with 'G'

**18mm
25mm**

£344 £322 £297
£383 £360 £329

£286 £264 £239
£324 £303 £273

£254 £227
£260 £236

£270 £259
£286 £273

£218 £208
£256 £243



giorgio wire-managed
prefix code with 'GWM'

**18mm
25mm**

£389 £368 £343
£428 £405 £375

£332 £310 £285
£370 £348 £318

£299 £273
£306 £281

£316 £305
£331 £316

£263 £253
£302 £288



bologna ♦
prefix code with 'B'

25mm

£451 £428 £397

£391 £368 £337

£355 £325

£349 £339

£318 £304



modena ♦
prefix code with 'M'

25mm

£451 £428 £397

£391 £368 £337

£355 £325

£349 £339

£318 £304



giorgio height settable
prefix code with 'GHS'
height 650-950mm

25mm

£447 £434 £402

£397 £373 £342

£329 £304

£356 £340

£325 £311

Please specify left or right handed
(right handed shown)

Please specify left or right handed
(right handed shown)

Please specify left or right handed
(right handed shown)

Please specify left or right handed
(right handed shown)

Please specify left or right handed
(right handed shown)

♦ Fixed pedestals not available ♣ Pedestals will not fit under

AVAILABLE BOARD FINISHES

Beech (B), Cherry (C), Japanese Ash (JA), Light Oak (LO), Modern Oak (MO), Maple (M), Plain Grey (PG), Portofino Cherry (PC), Silver (S), Swiss Elm (SE), Walnut (WA), White (WH) available in 18mm and 25mm.



BOW FRONTED DESKTOP
H: 740mm D: 1000mm



CURVED DESKTOP
H: 740mm D: 950mm



FREESTANDING RETURN
H: 740mm D: 600mm



PRINTER TABLE
H: 740mm D: 800mm



VDU WORKSTATION
H: 740mm D: 800mm

**CODE
WIDTH**

BF18 BF16 BF14 BF12
1800 1600 1400 1200

CD18
1800

FSR12 FSR10
1200 1000

PT8
800

VDUWS
800



roma panel end
prefix code with 'P'

18mm
25mm

£218 £190 £179 £168
£259 £225 £213 £198

£244
£278

£167 £155
£190 £179

£180
£208

£132
£152



roma lorenzo
prefix code with 'RL'

25mm

£286 £254 £241 £226

£306

- -

-

-



giorgio
prefix code with 'G'

18mm
25mm

£218 £190 £179 £168
£259 £225 £213 £198

£244
£278

£167 £155
£190 £179

£180
£208

£132
£152



giorgio wire-managed
prefix code with 'GWM'

18mm
25mm

£263 £236 £224 £214
£304 £271 £258 £244

£289
£323

Please specify left or right handed
(right handed shown)

£180
£208

£132
£152



bologna ♦
prefix code with 'B'

25mm

£323 £285 £273 £257

£342



modena ♦
prefix code with 'M'

25mm

£323 £285 £273 £257

£342



giorgio height settable
prefix code with 'GHS'
height 650-950mm

25mm

£327 £292 £279 £264

£347

♦ Fixed pedestals not available ♣ Pedestals will not fit under

AVAILABLE BOARD FINISHES

Beech (B), Cherry (C), Japanese Ash (JA), Light Oak (LO), Modern Oak (MO), Maple (M), Plain Grey (PG), Portofino Cherry (PC), Silver (S), Swiss Elm (SE), Walnut (WA), White (WH) available in 18mm and 25mm.

IT DESKING

With office and educational space being at a premium, it's not always feasible to have a separate computer room. Our new IT desks have the best of both worlds, offering a gas-powered lifting strut to raise a PC monitor, keyboard and mouse up from out of the desk and then hides neatly away when not needed. Perfect for schools and universities or even businesses that don't always want a computer getting in the way. Both the CPU compartment and monitor housing are supplied with locks for added security.



1100W IT Desk

H:740mm W:1100mm D:800mm
Lockable CPU compartment
Monitors NOT supplied

1100W 800D ITDESK11 £618

Please state if desks are sitting in rows as cable ports will be provided in panel ends if required (for network cables).



Will accept up to 24" monitors - some 24" models won't fit so please check before placing your order.



Folded down out of the way, the desk can be used as a standard worktop then simply twist the handle to allow the gas strut to automatically lift the monitor up.



CPU holders housed on the right-hand side of the desk will fit any CPUs up to 240mm wide.



Form and function working seamlessly together in this classroom full of IT desks.

AVAILABLE BOARD FINISHES

Beech (B), Cherry (C), Japanese Ash (JA), Light Oak (LO), Modern Oak (MO), Maple (M), Plain Grey (PG), Portofino Cherry (PC), Silver (S), Swiss Elm (SE), Walnut (WA), White (WH) available in 18mm and 25mm.



WORKBENCHES & TOPS

Choose from a wide selection of tops and create workbenching around the edges of your room. Legs have brackets to fix to the wall, and simply screw to the underside of the top. NB: Screws and fixings are not supplied with legs and tops are undrilled.



900H Workbench Leg
875mm high leg + 25mm top

900H	800D	900800WBL	£37
900H	600D	900600WBL	£33



740H Workbench Leg
715mm high leg + 25mm top

740H	800D	740800WBL	£33
740H	600D	740600WBL	£30

800mm Deep Tops


25mm MFC
Edged all round in 2mm PVC edging



2600W	800D	2600X800TOP/25	£157
2500W	800D	2500X800TOP/25	£152
2400W	800D	2400X800TOP/25	£146
2300W	800D	2300X800TOP/25	£139
2200W	800D	2200X800TOP/25	£134
2100W	800D	2100X800TOP/25	£128
2000W	800D	2000X800TOP/25	£122
1900W	800D	1900X800TOP/25	£117
1800W	800D	1800X800TOP/25	£99
1700W	800D	1700X800TOP/25	£89
1600W	800D	1600X800TOP/25	£80
1500W	800D	1500X800TOP/25	£74
1400W	800D	1400X800TOP/25	£69
1300W	800D	1300X800TOP/25	£65
1200W	800D	1200X800TOP/25	£60
1100W	800D	1100X800TOP/25	£56
1000W	800D	1000X800TOP/25	£51
900W	800D	900X800TOP/25	£46
800W	800D	800X800TOP/25	£45
700W	800D	700X800TOP/25	£43
600W	800D	600X800TOP/25	£38

600mm Deep Tops


25mm MFC
Edged all round in 2mm PVC edging



2600W	600D	2600X600TOP/25	£119
2500W	600D	2500X600TOP/25	£115
2400W	600D	2400X600TOP/25	£105
2300W	600D	2300X600TOP/25	£94
2200W	600D	2200X600TOP/25	£82
2100W	600D	2100X600TOP/25	£78
2000W	600D	2000X600TOP/25	£74
1900W	600D	1900X600TOP/25	£71
1800W	600D	1800X600TOP/25	£68
1700W	600D	1700X600TOP/25	£64
1600W	600D	1600X600TOP/25	£60
1500W	600D	1500X600TOP/25	£57
1400W	600D	1400X600TOP/25	£53
1300W	600D	1300X600TOP/25	£50
1200W	600D	1200X600TOP/25	£48
1100W	600D	1100X600TOP/25	£45
1000W	600D	1000X600TOP/25	£43
900W	600D	900X600TOP/25	£41
800W	600D	800X600TOP/25	£38
700W	600D	700X600TOP/25	£36
600W	600D	600X600TOP/25	£33

AVAILABLE BOARD FINISHES

Beech (B), Cherry (C), Japanese Ash (JA), Light Oak (LO), Modern Oak (MO), Maple (M), Plain Grey (PG), Portofino Cherry (PC), Silver (S), Swiss Elm (SE), Walnut (WA), White (WH) available in 18mm and 25mm.



18mm 25mm

Extension Meeting Table
 H:740mm W:1600mm
 60mm Tubular legs or Trumpet base
 Please specify left or right hand
 Right hand shown

GEXMT - Tubular	£224	£264
GEXMTTR - Trumpet	£274	£293

Pacman Extension Table
 H:740mm W:1200mm
 Please specify hand
 (left handed shown)
 60mm Tubular legs

PACEXT128	£221	£273
PACEXT126	£221	£273

Teardrop Meeting Table
 H:740mm
 Please specify grain direction

GTDMTTUB - Tubular	£221	£255
GTDMTTR - Trumpet	£269	£288

Extension Table Radial
 H:740mm
 60mm Tubular legs

1600mm GEXTR16	£189	£221
1200mm GEXTR12	£175	£207
800mm GEXTR8	£160	£183

Desk End Extension
 H:740mm
 60mm Tubular legs
 or Trumpet base

GDEX12TUB - Tubular	£221	£255
GDEX12TR - Trumpet	£269	£288

AVAILABLE BOARD FINISHES

Beech (B), Cherry (C), Japanese Ash (JA), Light Oak (LO), Modern Oak (MO), Maple (M), Plain Grey (PG), Portofino Cherry (PC), Silver (S), Swiss Elm (SE), Walnut (WA), White (WH) available in 18mm and 25mm.

18mm 25mm

Curved Link
 W:800mm D:800mm
 Includes brackets

90°	G90CLINK	£64	£74
60°	G60CLINK	£64	£74
45°	G45CLINK	£64	£74

Straight Link
 W:800mm D:800mm
 Includes brackets

90°	G90SLINK	£64	£74
60°	G60SLINK	£64	£74
45°	G45SLINK	£64	£74

Square Link
 W:800mm D:800mm
 Includes brackets

GSQLINK	£64	£74
---------	-----	-----

Modesty Panel For Links
 Includes brackets

G90MODL	£58
G60MODL	£58
G45MODL	£58

Support Leg For Linking Panels

SUPLEG	£24
--------	-----


Tubular Leg
 60mm or 80mm

80mm	TUB80	£33
60mm	TUB60	£25
60mm	FLP13 - Chrome	£41




DESKTOP SCREENS

- Screens supplied with 30mm C Clamp as standard
- All screens in this section can be supplied at 300mm, 380mm and 480mm at the same price if specified at time of order.



Rectangular Desktop Screen
H:480mm

800mm	HRDT8	£73
1000mm	HRDT10	£74
1100mm	HRDT11	£76
1200mm	HRDT12	£78
1400mm	HRDT14	£82
1500mm	HRDT15	£85
1600mm	HRDT16	£88
1638mm	HRDT1638	£88
1800mm	HRDT18	£91
2000mm	HRDT20	£99




Wave Desktop Screen
H:480-280mm

800mm	HWDT8	£78
1000mm	HWDT10	£83
1100mm	HWDT11	£85
1200mm	HWDT12	£87
1400mm	HWDT14	£91
1500mm	HWDT15	£93
1600mm	HWDT16	£95
1638mm	HWDT1638	£95
1800mm	HWDT18	£100
2000mm	HWDT20	£108




Arc Desktop Screen
H:480mm

800mm	HADT8	£78
1000mm	HADT10	£83
1100mm	HADT11	£85
1200mm	HADT12	£87
1400mm	HADT14	£91
1500mm	HADT15	£93
1600mm	HADT16	£95
1638mm	HADT1638	£95
1800mm	HADT18	£100
2000mm	HADT20	£108



Curved Desktop Screen
H:480mm

800mm	HCDT8	£78
1000mm	HCDT10	£83
1100mm	HCDT11	£85
1200mm	HCDT12	£87
1400mm	HCDT14	£91
1500mm	HCDT15	£93
1600mm	HCDT16	£95
1638mm	HCDT1638	£95
1800mm	HCDT18	£100
2000mm	HCDT20	£108



Screen Clamps
Individual Single Clamp (as shown)

Standard	STB	£9
Over-Leg	OLB	£9
Panel End	PEB	£9
End	EMT	£9
Circular	CTB	£9
T	TBRACKET	£9

AVAILABLE FABRIC FINISHES

Any Camira fabric from the Cara or Lucia range. Other fabrics available upon request (surcharges may apply).



Aluminium Surround Desktop Screen
Aluminium trim
Non-linking, non-pinnable
H:480mm


800mm	HALDT8	£96
1000mm	HALDT10	£99
1100mm	HALDT11	£101
1200mm	HALDT12	£104
1400mm	HALDT14	£107
1500mm	HALDT15	£112
1600mm	HALDT16	£115
1638mm	HALDT1638	£115
1800mm	HALDT18	£118
2000mm	HALDT20	£129



Toolbar Screen
Aluminium surround
Non-linking, non-pinnable
4 slot toolbar
H:480mm


NB Not suitable for hanging heavy monitors

800mm	RSDT8	£182
1000mm	RSDT10	£194
1200mm	RSDT12	£210
1400mm	RSDT14	£224
1500mm	RSDT15	£235
1600mm	RSDT16	£247
1638mm	RSDT1638	£247
1800mm	RSDT18	£270
2000mm	RSDT20	£295




Single Toolbar Monitor Arm
Available in silver only
Adjustable in all directions

SSCRMA £101




Premium Toolbar Monitor Arm
Available in Silver or White
Patented and spring-tensioned
award-winning monitor arm

FMA	Standard	£149
FMAE	Extended	£177



Metal Toolbar Pen Pot
Available in Black, White, Silver & Grey

PENPOT £18



Metal Toolbar A4 Paper Tray
Landscape
Available in Black, White, Silver & Grey

MPT £33

Options

Grey, Silver or Maple edging is available on all screens. Please state at time of ordering.

Pinnable - add £33 per screen

Overleg bracket - Free of charge (when supplied with screen) - please specify at time of order

Linking - add £9 per screen (not available on aluminium screens)



NEW 4 way linking budget screen

FLOORSTANDING SCREENS

For noise reduction and privacy, floor standing screens come in a variety of heights and widths. Choose linking screens if you need to separate larger areas with more than just one screen.

SCREEN PRICES INCLUDE T FEET AS STANDARD

Rectangular Floor Standing Screen 1600H, 1700H & 1800H

Height	1600mm	1700mm	1800mm			
Width	Code	Code	Code	Freestanding	Linking	Pinnable
1000mm	HFS1610	HFS1710	HFS1810	£182	£202	£250
1100mm	HFS1611	HFS1711	HFS1811	£183	£202	£251
1200mm	HFS1612	HFS1712	HFS1812	£183	£202	£251
1300mm	HFS1613	HFS1713	HFS1813	£183	£202	£251
1400mm	HFS1614	HFS1714	HFS1814	£200	£219	£268
1500mm	HFS1615	HFS1715	HFS1815	£200	£219	£269
1600mm	HFS1616	HFS1716	HFS1816	£201	£220	£270
1700mm	HFS1617	-	-	£201	£220	£270
1800mm	HFS1618	-	-	£205	£224	£276

Rectangular Floor Standing Screen 1300H, 1400H & 1500H

Height	1300mm	1400mm	1500mm			
Width	Code	Code	Code	Freestanding	Linking	Pinnable
1000mm	HFS1310	HFS1410	HFS1510	£149	£164	£196
1100mm	HFS1311	HFS1411	HFS1511	£161	£177	£211
1200mm	HFS1312	HFS1412	HFS1512	£165	£181	£218
1300mm	HFS1313	HFS1413	HFS1513	£168	£186	£224
1400mm	HFS1314	HFS1414	HFS1514	£172	£190	£231
1500mm	HFS1315	HFS1415	HFS1515	£177	£194	£238
1600mm	HFS1316	HFS1416	HFS1516	£180	£198	£245
1700mm	HFS1317	HFS1417	HFS1517	£201	£219	£268
1800mm	HFS1318	HFS1418	HFS1518	£204	£223	£275

Rectangular Floor Standing Screen 1000H, 1100H & 1200H

Height	1000mm	1100mm	1200mm			
Width	Code	Code	Code	Freestanding	Linking	Pinnable
1000mm	HFS1010	HFS1110	HFS1210	£151	£167	£202
1100mm	HFS1011	HFS1111	HFS1211	£152	£168	£202
1200mm	HFS1012	HFS1112	HFS1212	£152	£168	£202
1300mm	HFS1013	HFS1113	HFS1213	£152	£168	£202
1400mm	HFS1014	HFS1114	HFS1214	£161	£177	£211
1500mm	HFS1015	HFS1115	HFS1215	£161	£177	£213
1600mm	HFS1016	HFS1116	HFS1216	£161	£177	£213
1700mm	HFS1017	HFS1117	HFS1217	£182	£198	£249
1800mm	HFS1018	HFS1118	HFS1218	£187	£201	£257



T Foot

Individual foot (as shown)

FSSF

£22

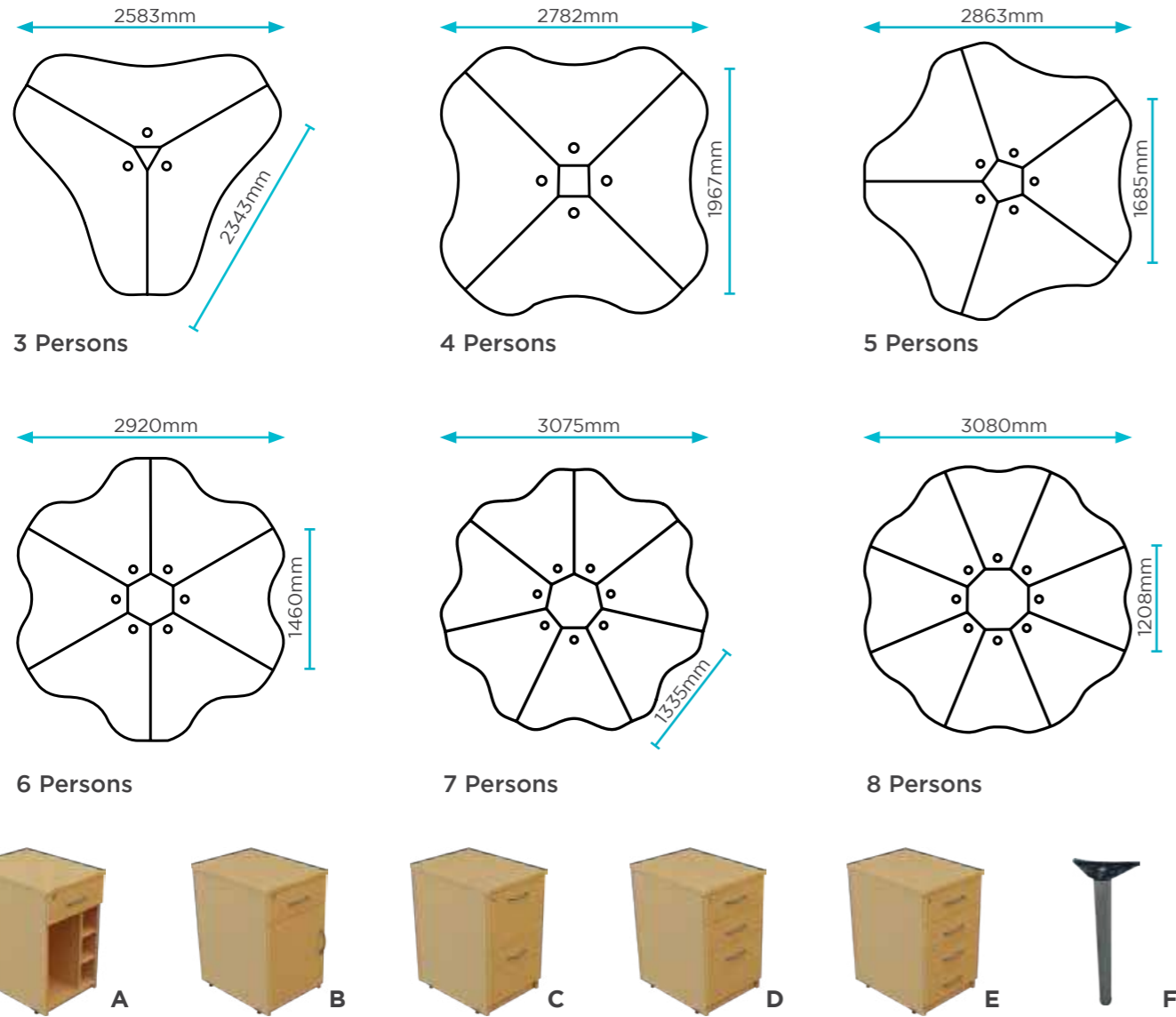
AVAILABLE FABRIC FINISHES

Any Camira fabric from the Cara range. Add 15% for Lucia. Other fabrics available upon request (surcharges may apply).



CALL CENTRE

The Hawk range of Call Centre desking can accommodate from 3 to 8 people with ease. Each centre comes complete with a choice of pedestals or tubular legs.



Call Centres 25mm only Includes pedestals

			With Screens	Without Screens
3	GCCP3P		£1,573	£925
4	GCCP4P		£2,011	£1,146
5	GCCP5P		£2,514	£1,433
6	GCCP6P		£3,021	£1,719
7	GCCP7P		£3,520	£2,006
8	GCCP8P		£4,021	£2,295

Pedestal options

Suffix letter to call centre code

A	GCCPUP	CPU pedestal with shelves
B	GCCSDCUP	1 shallow drawer and single door cupboard
C	GCC2DP	2 filing drawers
D	GCC3DP	2 shallow drawers and 1 filing drawer
E	GCC4DP	4 shallow drawers
F	GCCTUB	Tubular legs, no pedestals (minus £88 per top) - tops will share a leg

AVAILABLE BOARD FINISHES

Beech (B), Cherry (C), Japanese Ash (JA), Light Oak (LO), Modern Oak (MO), Maple (M), Plain Grey (PG), Portofino Cherry (PC), Silver (S), Swiss Elm (SE), Walnut (WA), White (WH) available in 18mm and 25mm.





BUDGET BENCH

- Benches accept standard desktop screens (fixed with C clamps) and standard cable trays available from the product guide (not supplied as standard).
- All tops are drilled as standard to accept 600D returns on 1400mm+ benches.
- Supplied with twin scallops as standard - port holes are not available due to interference with the frame.
- Side dividing screens can only be fitted using T brackets (see p54) screwed to the top due to interference with the frame.



600D

800D



Single Bench Starter

H:740mm
25mm Top

Length	Product Code	Price	Length	Product Code	Price
1000mm	BSBS106	£135	800D	BSBS108	£148
1200mm	BSBS126	£147	800D	BSBS128	£161
1400mm	BSBS146	£176	800D	BSBS148	£192
1600mm	BSBS166	£181	800D	BSBS168	£198
1800mm	BSBS186	£187	800D	BSBS188	£206



Single Bench Add-On

H:740mm
25mm Top

Length	Product Code	Price	Length	Product Code	Price
1000mm	BSBA106	£135	800D	BSBA108	£148
1200mm	BSBA126	£147	800D	BSBA128	£161
1400mm	BSBA146	£176	800D	BSBA148	£192
1600mm	BSBA166	£181	800D	BSBA168	£198
1800mm	BSBA186	£187	800D	BSBA188	£206



Double Bench Starter

H:740mm
25mm Top

Length	Product Code	Price	Length	Product Code	Price
1000mm	BDBS1012	£218	800D	BDBS1016	£244
1200mm	BDBS1212	£241	800D	BDBS1216	£271
1400mm	BDBS1412	£299	800D	BDBS1416	£332
1600mm	BDBS1612	£310	800D	BDBS1616	£345
1800mm	BDBS1812	£321	800D	BDBS1816	£358



Double Bench Add-On

H:740mm
25mm Top

Length	Product Code	Price	Length	Product Code	Price
1000mm	BDBA1012	£218	800D	BDBA1016	£244
1200mm	BDBA1212	£241	800D	BDBA1216	£271
1400mm	BDBA1412	£299	800D	BDBA1416	£332
1600mm	BDBA1612	£310	800D	BDBA1616	£345
1800mm	BDBA1812	£321	800D	BDBA1816	£358

AVAILABLE BOARD FINISHES

Beech (B), Cherry (C), Japanese Ash (JA), Light Oak (LO), Modern Oak (MO), Maple (M), Plain Grey (PG), Portofino Cherry (PC), Silver (S), Swiss Elm (SE), Walnut (WA), White (WH) available in 18mm and 25mm.

ACCESSORIES



1000x600 Return

25mm Top

Fixes to pre-drilled holes in front of desktop
Please state at time of order which depth bench the Return is fitting to in order to match grain direction

BBRET106 £115



Mod Panels

Hooks over frame

TO FIT:

1000mm	BBMMP10	£63
1200mm	BBMMP12	£67
1400mm	BBMMP14	£80
1600mm	BBMMP16	£84
1800mm	BBMMP18	£87



Cable Trays

TO FIT:

1000mm	BBMCT10	£36
1200mm	BBMCT12	£38
1400mm	BBMCT14	£44
1600mm	BBMCT16	£51
1800mm	BBMCT18	£57



Extensions

D:550mm

25mm Top

Can be retro-fitted

Grain runs to match with desktop

WIDTH:

1200mm	BE12	£101
1600mm	BE16	£113









GIANNI 800mm

The bench desking has proven to be extremely popular since its inception in 2008, providing large expanses of uninterrupted work areas and a flexibility that works perfectly for bigger teams that need to work together. All benches are supplied with 25mm tops.





- Single desks do not include cable trays or modesty panels but will accept them - see p91
- All 600D benches will only take small mobile peds
- For screens see p54
- Tops are scalloped 10mm along the back edge for easy cable routing
- Max underdesk height clearance 635mm (585mm to clear cable tray)

	size	gianni		gianni 'A'	
	Single Bench Starter H:740mm				
	1000x800mm	GSBS108	£257	GASBS108	£257
	1200x800mm	GSBS128	£265	GASBS128	£265
	1400x800mm	GSBS148	£271	GASBS148	£271
	1600x800mm	GSBS168	£279	GASBS168	£279
	1800x800mm	GSBS188	£285	GASBS188	£285
	Single Bench Add-On H:740mm				
	1000x800mm	GSBA108	£252	GASBA108	£252
	1200x800mm	GSBA128	£259	GASBA128	£259
	1400x800mm	GSBA148	£265	GASBA148	£265
	1600x800mm	GSBA168	£273	GASBA168	£273
	1800x800mm	GSBA188	£279	GASBA188	£279
	Double Bench Starter - includes cable tray H:740mm				
	1000x1600mm	GDBS1016	£468	GADBS1016	£468
	1200x1600mm	GDBS1216	£476	GADBS1216	£476
	1400x1600mm	GDBS1416	£489	GADBS1416	£489
	1600x1600mm	GDBS1616	£502	GADBS1616	£502
	1800x1600mm	GDBS1816	£516	GADBS1816	£516
	Double Bench Add-On - includes cable tray H:740mm				
	1000x1600mm	GDBA1016	£453	GADBA1016	£453
	1200x1600mm	GDBA1216	£461	GADBA1216	£461
	1400x1600mm	GDBA1416	£474	GADBA1416	£474
	1600x1600mm	GDBA1616	£487	GADBA1616	£487
	1800x1600mm	GDBA1816	£501	GADBA1816	£501
2000x1600mm	GDBA2016	£515	GADBA2016	£515	

AVAILABLE BOARD FINISHES

Beech (B), Cherry (C), Japanese Ash (JA), Light Oak (LO), Modern Oak (MO), Maple (M), Plain Grey (PG), Portofino Cherry (PC), Silver (S), Swiss Elm (SE), Walnut (WA), White (WH) available in 18mm and 25mm.

GIANNI 600mm

	size	gianni		gianni 'A'	
	Single Bench Starter H:740mm				
	1000x600mm	GSBS106	£248	GASBS106	£248
	1200x600mm	GSBS126	£255	GASBS126	£255
	1400x600mm	GSBS146	£262	GASBS146	£262
	1600x600mm	GSBS166	£268	GASBS166	£268
	1800x600mm	GSBS186	£275	GASBS186	£275
2000x600mm	GSBS206	£285	GASBS206	£285	
	Single Bench Add-On H:740mm				
	1000x600mm	GSBA106	£243	GASBA106	£243
	1200x600mm	GSBA126	£249	GASBA126	£249
	1400x600mm	GSBA146	£255	GASBA146	£255
	1600x600mm	GSBA166	£262	GASBA166	£262
	1800x600mm	GSBA186	£268	GASBA186	£268
2000x600mm	GSBA206	£278	GASBA206	£278	
	Double Bench Starter - includes cable tray H:740mm				
	1000x1200mm	GDBS1012	£455	GADBS1012	£455
	1200x1200mm	GDBS1212	£463	GADBS1212	£463
	1400x1200mm	GDBS1412	£468	GADBS1412	£468
	1600x1200mm	GDBS1612	£476	GADBS1612	£476
	1800x1200mm	GDBS1812	£481	GADBS1812	£481
2000x1200mm	GDBS2012	£494	GADBS2012	£494	
	Double Bench Add-On - includes cable tray H:740mm				
	1000x1200mm	GDBA1012	£442	GADBA1012	£442
	1200x1200mm	GDBA1212	£448	GADBA1212	£448
	1400x1200mm	GDBA1412	£453	GADBA1412	£453
	1600x1200mm	GDBA1612	£461	GADBA1612	£461
	1800x1200mm	GDBA1812	£466	GADBA1812	£466
2000x1200mm	GDBA2012	£479	GADBA2012	£479	





EVOLUTION BENCH


- All single benches are supplied with modesty panels as standard. Add-ons have a wire managed central leg.
- For power options see p91 - the 4 gang socket (POW4) is designed to sit inside the Evolution cable trays.
- Standard screen height 455mm from desk top (if not specified at time of order - 300mm & 380mm high screens also available for no extra charge if required). Tops are drilled to accept side screens as standard.

	600D		800D		
 <p>Single Bench Starter - includes cable tray H:740mm</p>	width				
	1000mm	ESBS106	£538	ESBS108	£552
	1200mm	ESBS126	£549	ESBS128	£564
	1400mm	ESBS146	£560	ESBS148	£575
	1600mm	ESBS166	£571	ESBS168	£587
	1800mm	ESBS186	£587	ESBS188	£601
	2000mm	ESBS206	£601	ESBS208	£616

 <p>Single Bench Add-On - includes cable tray H:740mm</p>	width				
	1000mm	ESBA106	£497	ESBA108	£531
	1200mm	ESBA126	£528	ESBA128	£543
	1400mm	ESBA146	£539	ESBA148	£555
	1600mm	ESBA166	£550	ESBA168	£565
	1800mm	ESBA186	£566	ESBA188	£580
	2000mm	ESBA206	£583	ESBA208	£598

 <p>Double Bench Starter - includes cable tray H:740mm</p>	width				
	1000mm	EDBS1012	£726	EDBS1016	£756
	1200mm	EDBS1212	£743	EDBS1216	£773
	1400mm	EDBS1412	£766	EDBS1416	£796
	1600mm	EDBS1612	£787	EDBS1616	£817
	1800mm	EDBS1812	£810	EDBS1816	£840
	2000mm	EDBS2012	£834	EDBS2016	£864

 <p>Double Bench Add-On - includes cable tray H:740mm</p>	width				
	1000mm	EDBA1012	£686	EDBA1016	£715
	1200mm	EDBA1212	£702	EDBA1216	£732
	1400mm	EDBA1412	£726	EDBA1416	£756
	1600mm	EDBA1612	£746	EDBA1616	£776
	1800mm	EDBA1812	£769	EDBA1816	£799
	2000mm	EDBA2012	£794	EDBA2016	£823

 <p>Free Floating Extension D:550mm Can be retro-fitted</p>	width			
	1200mm	EE12		£101
	1600mm	EE16		£113

AVAILABLE BOARD FINISHES

Beech (B), Cherry (C), Japanese Ash (JA), Light Oak (LO), Modern Oak (MO), Maple (M), Plain Grey (PG), Portofino Cherry (PC), Silver (S), Swiss Elm (SE), Walnut (WA), White (WH) available in 18mm and 25mm.



One, two, or maybe even three monitors? Our strong screen brackets have it covered whatever the requirement.



Easy flip-up access ensures your connections are only a second away - perfect for hot desking.



Single bench leg frame illustrating beautiful yet simple design.



A work of art - or clever design? Cable trays provide a wealth of storage for all your power and cabling needs.





FORCE BENCH

- All tops (singles and doubles) are scalloped for cables as well as having permanent sliding tops.
- Toolbar screen accessories can be found on p55

600D

800D



Single Bench Starter - includes cable tray and mod panel
H:740mm

Length	Code	Price
1000mm	FSBS108	£531
1200mm	FSBS128	£556
1400mm	FSBS148	£592
1600mm	FSBS168	£638
1800mm	FSBS188	£663
2000mm	FSBS208	£725



Single Bench Add-On - includes cable tray and mod panel
H:740mm

Length	Code	Price
1000mm	FSBA108	£424
1200mm	FSBA128	£438
1400mm	FSBA148	£464
1600mm	FSBA168	£522
1800mm	FSBA188	£547
2000mm	FSBA208	£608




Double Bench Starter - includes cable tray
H:740mm

Length	Code	Price
1000mm	FDBS1012	£627
1200mm	FDBS1212	£653
1400mm	FDBS1412	£691
1600mm	FDBS1612	£740
1800mm	FDBS1812	£764
2000mm	FDBS2012	£826



Double Bench Add-On - includes cable tray
H:740mm

Length	Code	Price
1000mm	FDBA1012	£438
1200mm	FDBA1212	£463
1400mm	FDBA1412	£492
1600mm	FDBA1612	£551
1800mm	FDBA1812	£575
2000mm	FDBA2012	£637



Aluminium Toolbar Screen

H:320mm

3 Channel Management Rail
Fabric choice from the
Camira Lucia range

non-pinnable

FATS10NP	£187
FATS12NP	£208
FATS14NP	£234
FATS16NP	£256
FATS18NP	£278
FATS20NP	£298

lightweight
pinnable

FATS10P	£200
FATS12P	£223
FATS14P	£247
FATS16P	£270
FATS18P	£293
FATS20P	£317



Free Floating Extension

D:550mm


Can be retro-fitted

width

1200mm	FE12	£193
1600mm	FE16	£209

AVAILABLE BOARD FINISHES

Beech (B), Cherry (C), Japanese Ash (JA), Light Oak (LO), Modern Oak (MO), Maple (M), Plain Grey (PG), Portofino Cherry (PC), Silver (S), Swiss Elm (SE), Walnut (WA), White (WH) available in 18mm and 25mm.







Filing Cabinets



90° Desk End Bookcases



90° Tambour Cupboards



Credenza Storage Units

Note: fridge is not integrated



Sliding Door Base Units



Executive Storage Wall



Pedestal Top Boxes



Side Filers



Document Sorters



Sideboard Storage Units



Metal Pedestals



Bespoke Storage Wall



Pen Trays



Narrow Pedestals



Third Level Storage



Sliding Glass Door Top Units



Multi Combi Units



Filing Pedestals



System Storage Cupboards



Low Level Storage



Contract Tambours



Hinged Glass Door Cupboards




Low Level Storage




Bespoke Storage


PEDESTALS


A huge range of options allow our pedestals to work seamlessly with all desking ranges. Drawer carcasses constructed from a 4-sided foil wrap-around with hardboard base, operating on self-closing (during last 60mm) roller action metal runners with a load capacity of 30kg, ensuring a robust and reliable product.

		Depth		18mm	25mm		
	Desk High W:438mm H:740mm Locking, 2 Keys Adjustable Feet Max CPU Height 470mm	800mm	GDHP8D4	£208	£228		
			GDHP8D3	£208	£228		
			GDHP8D2	£208	£228		
			GDHP8D1D1DR	£208	£228		
			GDHP8DCPU	£218	£238		
			GDHP6D4	£169	£183		
		600mm	GDHP6D3	£169	£183		
			GDHP6D2	£169	£183		
			GDHP6D1D1DR	£169	£183		
			GDHP6DCPU	£180	£193		
			Grain runs L-R on 800D pedestals, F-B on 600D pedestals				

	Narrow Desk High W:310mm H:740mm Locking, 2 Keys Adjustable Feet Max CPU Height 470mm CPU option does not have shelves	800mm	GNDHP8D4	£203	£223		
			GNDHP8D3	£203	£223		
			GNDHP8D2	£203	£223		
			GNDHP8D1D1DR	£203	£223		
			GNDHP8DCPU	£215	£234		
			GNDHP6D4	£166	£179		
		600mm	GNDHP6D3	£166	£179		
			GNDHP6D2	£166	£179		
			GNDHP6D1D1DR	£166	£179		
			GNDHP6DCPU	£176	£190		
			Grain runs L-R on 800D pedestals, F-B on 600D pedestals				

	Mobile Underdesk W:438mm D: 548mm H:635mm Locking, 2 Keys Suitable for under bench desking Unit Sits On Castors Max CPU Height 420mm Do not fit under Modena & Bologna desks		GMHUDP4D	£171	£185
			GMHUDP3D	£171	£185
			GMHUDP2D	£171	£185
			GMHUDP1D1DR	£171	£185
			GMHUDPCPU	£181	£195
			Grain runs L-R		

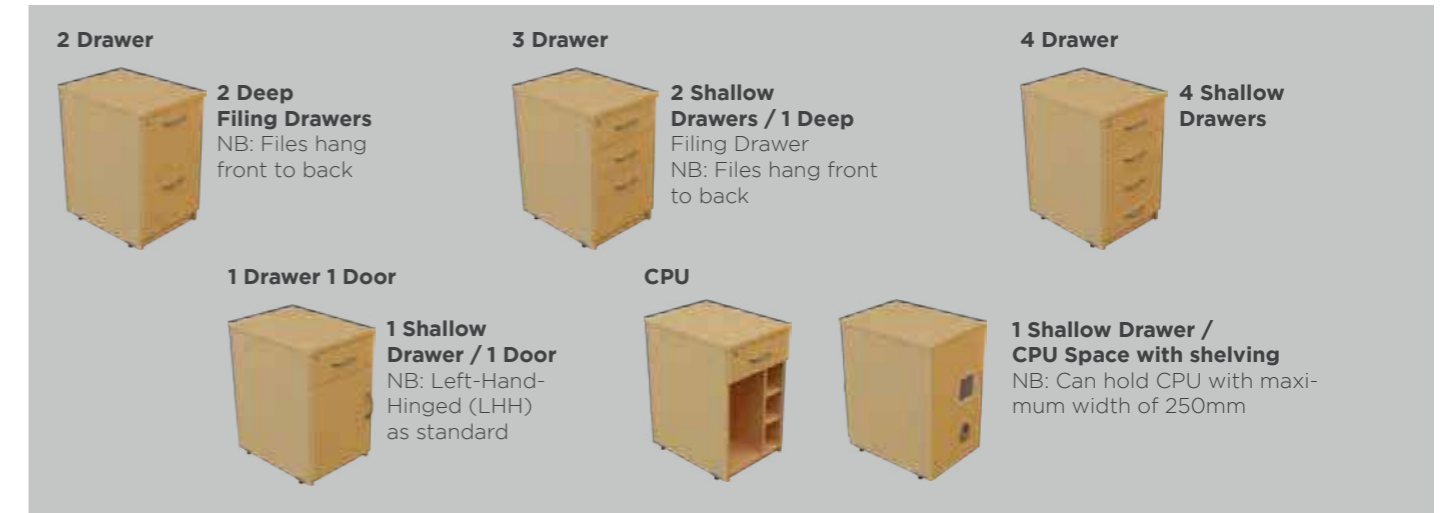
	Mobile Narrow Underdesk H:635mm W:310mm D:548mm Locking, 2 Keys Unit sits on castors Max CPU Height 420mm Do not fit under Modena & Bologna desks		GNUP4D	£167	£180
			GNUP3D	£167	£180
			GNUP2D	£167	£180
			GNUP1D1DR	£167	£180
			GNUPCPU	£167	£180
			Grain runs L-R		


	Small Mobile W:438mm D:605mm H:595mm Locking, 2 Keys Unit sits on castors		G2DMP	£125	£143
			G3DMP	£125	£143
			Grain runs L-R		


AVAILABLE BOARD FINISHES

Beech (B), Cherry (C), Japanese Ash (JA), Light Oak (LO), Modern Oak (MO), Maple (M), Plain Grey (PG), Portofino Cherry (PC), Silver (S), Swiss Elm (SE), Walnut (WA), White (WH) available in 18mm and 25mm.

DRAWER OPTIONS




		18mm	25mm
	Small Mobile (Metal) W:400mm D:575mm H:595mm (620mm with wooden top) Locking, 2 Keys Unit sits on castors Available in Silver or White	M3DMP	£183
		M3DMP w/Wooden Top	£210
£222			

	Fixed W:429mm D:577mm H:505mm Locking, 2 Keys		GFP2D	£100
			GFP3D	£100
			Grain runs L-R on 800D pedestals, F-B on 600D pedestals	

	Straight Pedestal Extension W:1000mm H:740mm Locking, 2 Keys Adjustable Feet Left-hand shown (position of pedestal determines hand)	800mm	GSPEX8D4	£254	£284		
			GSPEX8D3	£254	£284		
			GSPEX8D2	£254	£284		
			GSPEX8D1D1DR	£254	£284		
			GSPEXCPU	£263	£295		
			GSPEX6D4	£221	£246		
		600mm	GSPEX6D3	£221	£246		
			GSPEX6D2	£221	£246		
			GSPEX6D1D1DR	£221	£246		
			GSPEX6DCPU	£232	£257		
			Grain runs L-R on 800D pedestals, F-B on 600D pedestals				


	Curved Pedestal Extension W:1000mm D:800-600mm H:740mm Locking, 2 Keys Adjustable Feet Left-hand shown (position of pedestal determines hand)		GCPEXD4	£285	£317
			GCPEXD3	£285	£317
			GCPEXD2	£285	£317
			GCPEXD1D1DR	£285	£317
			GCPEXCPU	£296	£327
			Grain runs F-B		


	Pedestal Top Box - Freestanding W:438mm H:400mm		800mm PEDTBU8	£112	£123
			600mm PEDTBU6	£93	£109
			Left-hand shown (position of shelves determines hand)		


LOW STORAGE

An extensive selection of desk high storage units from two door cupboards to tambours, glass doors and sideboard units.

		18mm	25mm
 <p>Base Unit D:600mm H:740mm Locking, 2 Keys 1 Adjustable Shelf Adjustable Feet This unit will not accept 2 rows of A4 box files</p>	1200mm GBU12*	£207	£229
	1000mm GBU10	£181	£204
	800mm GBU8	£167	£188
Grain runs F-B	*These units have a central support		

 <p>Glass Door Base Unit D:600mm H:740mm 1 Adjustable Shelf Adjustable Feet This unit will not accept 2 rows of A4 box files</p>	1200mm VGBU12*	£374
	1000mm VGBU10	£341
	800mm VGBU8	£312
Grain runs F-B	*These units have a central support	

 <p>Sliding Door Base Unit D: 600mm H:740mm Locking, 2 Keys 1 Adjustable Shelf Unit sits on glide castors This unit will not accept 2 rows of A4 box files</p>	1600mm GSDBU16*	£346	£379
	1200mm GSDBU12*	£282	£306
	1000mm GSDBU10	£249	£277
	800mm GSDBU8	£217	£241
Grain runs F-B	*These units have a central support		


 <p>Credenza W:1200mm D:600mm H:740mm Locking, 2 Keys Adjustable Feet Unit has centre support This unit will not accept 2 rows of A4 box files</p>	GCREZDZ	£232	£255
	FRIDGE - to fit above	£259	
Grain runs F-B	Please specify if fridge is being fitted as unit will be provided with ventilation holes Note: fridge is not integrated		

 <p>Side Filer - NEW AND IMPROVED W:800mm D: 600mm H:740mm Locking, 2 Keys Accepts foolscap files Weights have been placed in the base to remove the need for the supporting castor wheel (previously positioned on the bottom drawer)</p>	GSFU8	£381	£400
Grain runs F-B			


AVAILABLE BOARD FINISHES

Beech (B), Cherry (C), Japanese Ash (JA), Light Oak (LO), Modern Oak (MO), Maple (M), Plain Grey (PG), Portofino Cherry (PC), Silver (S), Swiss Elm (SE), Walnut (WA), White (WH) available in 18mm and 25mm.

18mm 25mm

 <p>Desk High Tambour W:800mm D:600mm H:740mm Locking, 2 Keys 1 Adjustable Shelf Adjustable Feet Accommodates 2 rows of A4 filing</p>	GDHTAM8	£343	£359
Grain runs F-B			

 <p>90° Desk High Tambour W:800mm D:800mm H:740mm Locking, 2 Keys 1 Fixed Shelf Adjustable Feet Accommodates 2 rows of A4 filing</p>	G90DHTAM	£378	£391
Grain runs 45°			

 <p>Small Sideboard Unit W:1200mm D:600mm H:740mm Locking 1 Adjustable Shelf Adjustable Feet Drawers determine hand (RH shown)</p>	Open	SSBUOF2DR	£239	£273
	2 Drawer	SSBU2D2DR	£317	£352
	3 Drawer	SSBU3D2DR	£317	£352
	4 Drawer	SSBU4D2DR	£317	£352
Grain runs L-R				


 <p>Sideboard Unit W:1600mm D:600mm H:740mm Locking 2 Adjustable Shelves Adjustable Feet</p>	Open	SBUOF4DR	£385	£441
	2 Drawer	SBU2D4DR	£463	£519
	3 Drawer	SBU3D4DR	£463	£519
	4 Drawer	SBU4D4DR	£463	£519
Grain runs L-R				




	Height	Width		18mm	25mm
 <p>Top Unit D:410mm Delivered flat-packed GTU - 1 adjustable shelf GTTU - 2 adjustable shelves</p> <p>Units now have a flush base allowing for 2 x lever arch files to fit</p>	740mm	800mm	GTU8	£93	£107
	1060mm	800mm	GTTU	£106	£123
	740mm	1200mm	GTU12*	£120	£139
	740mm	1600mm	GTU16*	£132	£156
*These units have a central support					

 <p>Sliding Door Glazed Top Unit W:800mm D:410mm</p> <p>GLASTU -1 adjustable shelf GLASTTU -2 adjustable shelves</p>	740mm	800mm	GLASTU	£224	£239
	1060mm	800mm	GLASTTU	£246	£262
			GLASLOK	£23	

 <p>Glass Door Top Unit D:410mm</p> <p>VGTTU -2 adjustable shelves</p>	740mm	800mm	VGTTU8		£290
	1060mm	800mm	VGTTU8		£343
	740mm	1200mm	VGTTU12*		£360
	*These units have a central support				

 <p>90° Desk High Bookcase H:740mm 1 Fixed Shelf Adjustable Feet</p>	End Size				
	800mm	G90DEBC8	£194	£217	
	600mm	G90DEBC6	£185	£203	

 <p>Document Sorter W:800mm D:332mm H:1102mm Compartment size 240W x 190H</p>	GDOCSORT	£236	£271
---	----------	------	------

 <p>Multi Combi Unit W:650mm D:800mm H:1200mm Locking Unit supplied with sliding glide feet Right hand shown (position of cupboard determines hand)</p>	MCU	£632	£683
---	-----	------	------

AVAILABLE BOARD FINISHES

Beech (B), Cherry (C), Japanese Ash (JA), Light Oak (LO), Modern Oak (MO), Maple (M), Plain Grey (PG), Portofino Cherry (PC), Silver (S), Swiss Elm (SE), Walnut (WA), White (WH) available in 18mm and 25mm.

 <p>Desk High Mobile Storage Unit Single Sided D:410mm H:740mm Unit comes on castors 2 Adjustable shelves</p>	1000mm	DHMSSU10	£206	£229
	1200mm	DHMSSU12*	£221	£246
	1600mm	DHMSSU16*	£248	£277
	*These units have a central support			

 <p>Desk High Mobile Storage Unit Double Sided D:600mm H:740mm Unit comes on castors 4 Adjustable shelves</p>	1000mm	DHMDSU10	£277	£306
	1200mm	DHMDSU12*	£331	£368
	1600mm	DHMDSU16*	£442	£491
	*These units have a central support			

 <p>Under Desk Storage Mobile Unit D:400mm H:620mm Please specify left or right handed Left hand shown (position of cupboard determines hand)</p>	1200mm	MUDSU12	£343	£388
	1600mm	MUDSU16	£376	£419

 <p>Under Desk Mobile Storage Unit Single Sided D:410mm H:620mm Unit comes on castors 2 Adjustable shelves</p>	1000mm	MUDSSU10	£223	£249
	1200mm	MUDSSU12	£268	£298
	1600mm	MUDSSU16	£357	£397

 <p>Under Desk Mobile Storage Unit Double Sided D:600mm H:620mm Unit comes on castors 4 Adjustable shelves</p>	1000mm	MUDDSU10	£263	£291
	1200mm	MUDDSU12	£316	£349
	1600mm	MUDDSU16	£420	£465



	Height	18mm	25mm
 <p>Filing Cabinet W:484mm D:658mm Locking, 2 Keys Anti-tilt mechanism 100% drawer opening 15kg safe hanging weight limit per drawer</p>	1360mm GFC4D	£317	£321
	1048mm GFC3D	£270	£275
	740mm GFC2D	£231	£234

	800mm Wide			
 <p>Bookcase D:410mm Delivered flat-packed</p> <p>GBC20 - 4 adjustable shelves GBC18 - 3 adjustable shelves GBC16 - 3 adjustable shelves GBC12 - 2 adjustable shelves GBC10 - 2 adjustable shelves GBC740 - 1 adjustable shelf</p> <p>'LA' option - please specify Lever Arch option and bookcase will be supplied with a flush base (to allow for 2 rows of LA files)</p>	2000mm GBC20	£167	£211	
	1800mm GBC18	£150	£192	
	1600mm GBC16	£134	£177	
	1200mm GBC12	£109	£127	
	1000mm GBC10	£94	£112	
	740mm GBC740	£93	£107	
	740mm GBC740LA	£93	£107	
	1000mm Wide			
	2000mm GBC2010	-	£246	
	1800mm GBC1810	-	£226	
	1600mm GBC1610	-	£207	
	1200mm GBC1210	-	£153	
	1000mm GBC1010	-	£134	
740mm GBC74010	-	£129		
740mm GBC74010LA	-	£129		


	800mm Wide			
 <p>2 Door Cupboard D:410mm Locking, 2 Keys</p> <p>GCUP20 - 4 adjustable shelves GCUP18 - 3 adjustable shelves GCUP16 - 3 adjustable shelves GCUP12 - 2 adjustable shelves GCUP10 - 2 adjustable shelves GCUP740 - 1 adjustable shelf</p> <p>'LA' option - please specify Lever Arch option and bookcase will be supplied with a flush base (to allow for 2 rows of LA files)</p>	2000mm GCUP20	£301	£334	
	1800mm GCUP18	£272	£310	
	1600mm GCUP16	£251	£285	
	1200mm GCUP12	£221	£235	
	1000mm GCUP10	£201	£211	
	740mm GCUP740	£174	£182	
	740mm GCUP740LA	£174	£182	
	1000mm Wide			
	2000mm GCUP2010	-	£387	
	1800mm GCUP1810	-	£357	
	1600mm GCUP1610	-	£327	
	1200mm GCUP1210	-	£267	
	1000mm GCUP1010	-	£236	
740mm GCUP74010	-	£207		
740mm GCUP74010LA	-	£207		

 <p>System Storage Cupboard W:955mm D:580mm Locking, 2 Keys Accessories available on p88</p>	2000mm GSSC20	£407	£433
	1800mm GSSC18	£381	£407
	1600mm GSSC16	£353	£379
	1200mm GSSC12	£319	£344
	1000mm GSSC10	£301	£325
	740mm GSSC740	£284	£309


 <p>System Storage Tambour Cupboard W:1100mm D:531mm Locking, 2 Keys Accessories available on p88</p>	2000mm GSYT20	£490	£490
	1800mm GSYT18	£464	£464
	1600mm GSYT16	£438	£438
	1200mm GSYT12	£412	£412
	1000mm GSYT10	£392	£392
	740mm GSYT740	£379	£379

AVAILABLE BOARD FINISHES

Beech (B), Cherry (C), Japanese Ash (JA), Light Oak (LO), Modern Oak (MO), Maple (M), Plain Grey (PG), Portofino Cherry (PC), Silver (S), Swiss Elm (SE), Walnut (WA), White (WH) available in 18mm and 25mm.

	Height	25mm
 <p>Contract Tambour Cupboard W:1100mm D:600mm Locking, 2 Keys Includes wooden shelves Delivered flat-packed TAMB20 - 4 adjustable shelves TAMB18 - 3 adjustable shelves TAMB16 - 3 adjustable shelves TAMB12 - 2 adjustable shelves</p>	1939mm TAMB20	£503
	1739mm TAMB18	£471
	1539mm TAMB16	£419
	1139mm TAMB12	£378

 <p>Glass 2 Door Cupboard W:800mm D:410mm Non-locking VGCUP20 - 4 adjustable shelves VGCUP18 - 3 adjustable shelves VGCUP16 - 3 adjustable shelves VGCUP12 - 2 adjustable shelves VGCUP740 - 1 adjustable shelf</p>	2000mm VGCUP20	£546
	1800mm VGCUP18	£516
	1600mm VGCUP16	£489
	1200mm VGCUP12	£425
	740mm VGCUP740	£290

 <p>Glass 2 Door System Storage Cupboard W:955mm D:570mm Non-locking Accessories available on p88</p>	2000mm VGSSC20	£671
	1800mm VGSSC18	£647
	1600mm VGSSC16	£599
	1200mm VGSSC12	£527
	740mm VGSSC740	£388








	Width	
 <p>Desktop Overhead Tambour D:465mm H:1010mm Locking, 2 Keys Frame height clearance 505mm Accommodates A4 box files</p>	1800mm GOHTAM18	£464
	1600mm GOHTAM16	£437

B These units accept Bisley accessories










CUPBOARD ACCESSORIES

A wide selection of interior shelving and filing options for your new Hawk cupboards. Choose from a great range of handles to suit your style.








	Glass Shelf Please state for which unit	GSHELF	£40
	Wooden Shelving Please state for which unit	WSHELF	£29
	B Slotted Shelf Metal slotted shelf Fits in all storage units with 'B' logo Shelf dividers come in a set of 5	SLOTS Shelf SLOTDIVDividers	£32 £35
	B Metal Standard Shelf Metal shelf comes silver as standard Fits in all storage units with 'B' logo	STANS	£23
	B Wardrobe Shelf Rail Metal shelf comes silver as standard Hanging rail sits under shelf Fits in all storage units with 'B' logo	BWSR	£40
	B Lateral Filing Rail Fits in all storage units with 'B' logo	LATRAIL	£23
	B Roll Out Suspension Filing Frame Fits in all storage units with 'B' logo Foolscap or 2 rows of A4 Includes anti-tilt	ROLLFF	£85

NB - All metal handles can be powder coated in the same finish as your metalwork for £3 per handle

	Delta Handle 128mm hole centres Plastic D handle supplied as standard on all storage	DGH - Grey DSH - Silver	£1 £1
	Elektron Handle 128mm hole centres Zinc Alloy finished in Matt Nickel	ESH	£2
	Apollo Handle 128mm hole centres Zinc Alloy finished in Matt Nickel	APASH	£2
	Wing Handle 128mm hole centres Zinc Alloy finished in RAL 9006	SWH	£3
	Barrel Handle 128mm hole centres Anodised Aluminium	BSH	£3
	Bedroom Handle 128mm hole centres Stainless Steel Effect	BEDH	£3
	Poise Handle 128mm hole centres Stainless Steel Effect	PSH	£3

ACCESSORIES

Keep your workspace neat and efficient with our innovative accessories. There's everything you need from cable tidies to CPU holders.

	Umbilical Spine Fixes to underside of any top Silver	SPINE	£35
	Cable Port 80mm	BA017 - Grey BA018 - Silver	£5 £5
	Single Monitor Arm Supplied complete with both through-desk and edge-clamp fittings as standard Universal 75mm Vesa plate and 100mm Vesa plate included Can be adjusted to ANY height via quick-release clamp	SMA	£127
	Double Monitor Arm Supplied complete with both through-desk and edge-clamp fittings as standard Universal 75mm Vesa plate and 100mm Vesa plate included Can be adjusted to ANY height via quick-release clamp	DMA	£197
	CPU Holder (Adjustable) Please state which desk range the holder is being attached to Also suitable for bench desking	CPUH	£97
	Mobile CPU Holder On castors	MOBCPU	£103
	Table Connectors Plastic Supplied in a pair (as per image)	PTC	£8

* Other options available on request

	4 Gang Power Socket* Unswitched Includes 3m power cable Spare fuse in every socket	POW4	£31
	Desktop Power, Data & Phone Module* Includes 3m power cable Spare fuse in every socket 2 Power 2 Data 1 Switch	DESKPOW	£63
	Flip Power Module* Includes 3m power cable Spare fuse in every socket 2 Power 2 Data 1 Switch Cut-out size 227x135.5 mm	FPM FFFPM Factory-fitted	£136 £181
	Pop Up Power Module* Includes 3m power cable Fits in 80mm cable port hole 2 Power 2 Data	POPUP	£122
	Metal Modesty Panel H:395mm (For Modena, Bologna & Gianni) Please state which size/range desk the modesty panel is attaching to	TO FIT: 2000mm MMP20 1800mm MMP18 1600mm MMP16 1400mm MMP14 1200mm MMP12 1000mm MMP10 800mm MMP8 600mm MMP6	£104 £94 £91 £86 £73 £69 £61 £58
	Metal Cable Tray Please state which desk range the tray is fitting on to	TO FIT: 2000mm MCT20 1800mm MCT18 1600mm MCT16 1400mm MCT14 1200mm MCT12 1000mm MCT10 800mm MCT8	£64 £57 £51 £44 £38 £36 £25
	Pen Tray To fit in any 438mm width pedestal NB: PENTRAY is a factory fitted option SLOTPTRAY is a drop-in tray (cannot fit in top drawers due to locking mechanism)	PENTRAY SLOTPTRAY	£33 £10

STORAGE WALL

Maximise your space with a full height, floor-to-ceiling storage wall. Flexible configurations allow these units to fit in any office or home space, utilising Bisley accessories which cater for all your storage needs.



18mm



B Storage Wall
 W:950mm D: 600mm H:2300mm + Top Scribing
 Panel
 Espagnolette lock, 2 keys
 Accepts Bisley accessories
 Solid 18mm carcasses
 Please specify ceiling height for plinths

GSTOR23 £683

GSTOWS Wooden Shelf £33



B Storage Wall inc. Top Box
 W:950mm D: 600mm H:2700mm + Top Scribing
 Panel
 Espagnolette lock, 2 keys
 Accepts Bisley accessories
 Solid 18mm carcasses
 Please specify ceiling height for plinths

GSTOR27 £822

GSTOWS Wooden Shelf £33

Scribing Panels 18mm MFC

2600 x 600	SCRB2600600	£94
2400 x 600	SCRB2400600	£84
2600 x 100	SCRB2600100	£33
2400 x 100	SCRB2400100	£32
2200 x 100	SCRB2200100	£30
1400 x 100	SCRB1400100	£24
1200 x 100	SCRB1200100	£24
1000 x 100	SCRB1000100	£24
945 x 100	SCRB945100	£24
570 x 100	SCRB570100	£24

AVAILABLE BOARD FINISHES

Beech (B), Cherry (C), Japanese Ash (JA), Light Oak (LO), Modern Oak (MO), Maple (M), Plain Grey (PG), Portofino Cherry (PC), Silver (S), Swiss Elm (SE), Walnut (WA), White (WH) available in 18mm and 25mm.




All storage wall cupboards are supplied with Bisley uprights as standard, and can accept all Bisley accessories - see p88 for the full range.




TRAY UNITS

Used extensively within the educational market, these units work great for tidying away the mess. Trays available in Red, Yellow, Blue & Black. Please specify tray colour at time of order.




6 Tray Mobile
W:364mm D:472mm H:637mm
75mm Trays

MTU6 £147




12 Tray Mobile
W:704mm D:472mm H:637mm
75mm Trays

MTU12 £254




18 Tray Mobile
W:1044mm D:472mm H:637mm
75mm Trays

MTU18 £334




24 Tray Mobile
W:1384mm D:472mm H:637mm
75mm Trays

MTU24 £373



48 Tray Unit
W:1044mm D:472mm H:1520mm
75mm Trays

TU48 £682




Large 8 Tray Unit Mobile
W:1384mm D:472mm H:637mm
225mm Trays


MLTU8 £311

AVAILABLE BOARD FINISHES


Beech (B), Cherry (C), Japanese Ash (JA), Light Oak (LO), Modern Oak (MO), Maple (M), Plain Grey (PG), Portofino Cherry (PC), Silver (S), Swiss Elm (SE), Walnut (WA), White (WH) available in 18mm and 25mm.







RECTANGULAR H: 740mm D: 1200mm
BOAT SHAPED H: 740mm D: 1200mm
OVAL H: 740mm D: 1200mm
D END H: 740mm D: 1200mm



RECTANGULAR H: 740mm D: 1200mm
BOAT SHAPED H: 740mm D: 1200mm
OVAL H: 740mm D: 1200mm
D END H: 740mm D: 1200mm

Force
 'A' Frame
 includes cable tray



2000mm	FRBT20	£889	FBST20	£996	FOBT20	£996	FDBT20	£996
2400mm	FRBT24	£1,022	FBST24	£1,061	FOBT24	£1,061	FDBT24	£1,061
2600mm	FRBT26	£1,169	FBST26	£1,245	FOBT26	£1,245	FDBT26	£1,245
2800mm*	FRBT28	£1,244	FBST28	£1,338	FOBT28	£1,338	FDBT28	£1,338
3000mm*	FRBT30	£1,319	FBST30	£1,431	FOBT30	£1,431	FDBT30	£1,431
3200mm*	FRBT32	£1,423	FBST32	£1,547	FOBT32	£1,547	FDBT32	£1,547
3400mm*	FRBT34	£1,533	FBST34	£1,651	FOBT34	£1,651	FDBT34	£1,651
3600mm*	FRBT36	£1,640	FBST36	£1,782	FOBT36	£1,782	FDBT36	£1,782
3800mm*	FRBT38	£1,939	FBST38	£2,089	FOBT38	£2,089	FDBT38	£2,089
4000mm*	FRBT40	£2,068	FBST40	£2,179	FOBT40	£2,179	FDBT40	£2,179

Gianni
 'A' Frame



2000mm	GARBT20	£485	GABST20	£590	GAOBT20	£590	GADBT20	£590
2400mm	GARBT24	£546	GABST24	£664	GAOBT24	£664	GADBT24	£664
2600mm	GARBT26	£606	GABST26	£737	GAOBT26	£737	GADBT26	£737
2800mm*	GARBT28	£637	GABST28	£776	GAOBT28	£776	GADBT28	£776
3000mm*	GARBT30	£668	GABST30	£812	GAOBT30	£812	GADBT30	£812
3200mm*	GARBT32	£728	GABST32	£886	GAOBT32	£886	GADBT32	£886
3400mm*	GARBT34	£788	GABST34	£959	GAOBT34	£959	GADBT34	£959
3600mm*	GARBT36	£849	GABST36	£1,034	GAOBT36	£1,034	GADBT36	£1,034
3800mm*	GARBT38	£909	GABST38	£1,107	GAOBT38	£1,107	GADBT38	£1,107
4000mm*	GARBT40	£972	GABST40	£1,179	GAOBT40	£1,179	GADBT40	£1,179

Gianni
 Goalpost



2000mm	GGRBT20	£485	GGBST20	£590	GGOBT20	£590	GGDBT20	£590
2400mm	GGRBT24	£546	GGBST24	£664	GGOBT24	£664	GGDBT24	£664
2600mm	GGRBT26	£606	GGBST26	£737	GGOBT26	£737	GGDBT26	£737
2800mm*	GGRBT28	£637	GGBST28	£776	GGOBT28	£776	GGDBT28	£776
3000mm*	GGRBT30	£668	GGBST30	£812	GGOBT30	£812	GGDBT30	£812
3200mm*	GGRBT32	£728	GGBST32	£886	GGOBT32	£886	GGDBT32	£886
3400mm*	GGRBT34	£788	GGBST34	£959	GGOBT34	£959	GGDBT34	£959
3600mm*	GGRBT36	£849	GGBST36	£1,034	GGOBT36	£1,034	GGDBT36	£1,034
3800mm*	GGRBT38	£909	GGBST38	£1,107	GGOBT38	£1,107	GGDBT38	£1,107
4000mm*	GGRBT40	£972	GGBST40	£1,179	GGOBT40	£1,179	GGDBT40	£1,179

Note: All 2 piece tables will be supplied with 2 tops & 1 leg frame (with central support leg).

Bologna
 'A' Frame



2000mm	BRBT20	£428	BBST20	£538	BOBT20	£538	BDBT20	£538
2400mm	BRBT24	£485	BBST24	£564	BOBT24	£564	BDBT24	£564
2600mm	BRBT26	£552	BBST26	£670	BOBT26	£670	BDBT26	£670
2800mm*	BRBT28	£585	BBST28	£724	BOBT28	£724	BDBT28	£724
3000mm*	BRBT30	£616	BBST30	£777	BOBT30	£777	BDBT30	£777
3200mm*	BRBT32	£657	BBST32	£840	BOBT32	£840	BDBT32	£840
3400mm*	BRBT34	£698	BBST34	£877	BOBT34	£877	BDBT34	£877
3600mm*	BRBT36	£740	BBST36	£929	BOBT36	£929	BDBT36	£929
3800mm*	BRBT38	£840	BBST38	£1,061	BOBT38	£1,061	BDBT38	£1,061
4000mm*	BRBT40	£877	BBST40	£1,113	BOBT40	£1,113	BDBT40	£1,113

Note: 2800mm tables will be supplied with 2 tops, 1 leg frame & 2 supporting bars.
 3000mm - 4000mm tables will be supplied with 2 tops, 2 leg frames and 2 pairs of fish plates.

Rectangular
 glass panels
 for tops

W:600mm	Code	
D:400mm	GLPANBR	£107

Note: * Standard 2 pieces. Grain on two-piece tables may not line up

Giorgio
 'I' Frame



2000mm	IRBT20	£334	IBST20	£457	IOBT20	£457	IDBT20	£457
2400mm	IRBT24	£384	IBST24	£487	IOBT24	£487	IDBT24	£487
2600mm	IRBT26	£439	IBST26	£572	IOBT26	£572	IDBT26	£572
2800mm*	IRBT28	£467	IBST28	£614	IOBT28	£614	IDBT28	£614
3000mm*	IRBT30	£495	IBST30	£657	IOBT30	£657	IDBT30	£657
3200mm*	IRBT32	£534	IBST32	£710	IOBT32	£710	IDBT32	£710
3400mm*	IRBT34	£576	IBST34	£758	IOBT34	£758	IDBT34	£758
3600mm*	IRBT36	£616	IBST36	£818	IOBT36	£818	IDBT36	£818
3800mm*	IRBT38	£729	IBST38	£959	IOBT38	£959	IDBT38	£959
4000mm*	IRBT40	£777	IBST40	£1,001	IOBT40	£1,001	IDBT40	£1,001

Wire Managed
 'I' Frame



2000mm	WMIRBT20	£386	WMIBST20	£508	WMIOBT20	£508	WMIDBT20	£508
2400mm	WMIRBT24	£434	WMIBST24	£538	WMIOBT24	£538	WMIDBT24	£538
2600mm	WMIRBT26	£491	WMIBST26	£647	WMIOBT26	£647	WMIDBT26	£647
2800mm*	WMIRBT28	£518	WMIBST28	£678	WMIOBT28	£678	WMIDBT28	£678
3000mm*	WMIRBT30	£546	WMIBST30	£708	WMIOBT30	£708	WMIDBT30	£708
3200mm*	WMIRBT32	£585	WMIBST32	£761	WMIOBT32	£761	WMIDBT32	£761
3400mm*	WMIRBT34	£626	WMIBST34	£808	WMIOBT34	£808	WMIDBT34	£808
3600mm*	WMIRBT36	£668	WMIBST36	£869	WMIOBT36	£869	WMIDBT36	£869
3800mm*	WMIRBT38	£779	WMIBST38	£1,011	WMIOBT38	£1,011	WMIDBT38	£1,011
4000mm*	WMIRBT40	£828	WMIBST40	£1,051	WMIOBT40	£1,051	WMIDBT40	£1,051

Arrowhead
 Panel End



2000mm	ARBT20	£334	ABST20	£457	AOBT20	£457	ADBT20	£457
2400mm	ARBT24	£384	ABST24	£487	AOBT24	£487	ADBT24	£487
2600mm	ARBT26	£439	ABST26	£572	AOBT26	£572	ADBT26	£572
2800mm*	ARBT28	£467	ABST28	£614	AOBT28	£614	ADBT28	£614
3000mm*	ARBT30	£495	ABST30	£657	AOBT30	£657	ADBT30	£657
3200mm*	ARBT32	£534	ABST32	£710	AOBT32	£710	ADBT32	£710
3400mm*	ARBT34	£576	ABST34	£758	AOBT34	£758	ADBT34	£758
3600mm*	ARBT36	£616	ABST36	£818	AOBT36	£818	ADBT36	£818
3800mm*	ARBT38	£729	ABST38	£959	AOBT38	£959	ADBT38	£959
4000mm*	ARBT40	£777	ABST40	£1,001	AOBT40	£1,001	ADBT40	£1,001

Roma
 Lorenzo



2000mm	RLRBT20	£408	RLBST20	£512	RLOBT20	£512	RLDBT20	£512
2400mm	RLRBT24	£463	RLBST24	£536	RLOBT24	£536	RLDBT24	£536
2600mm	RLRBT26	£514	RLBST26	£600	RLOBT26	£600	RLDBT26	£600
2800mm*	RLRBT28	£539	RLBST28	£631	RLOBT28	£631	RLDBT28	£631
3000mm*	RLRBT30	£565	RLBST30	£663	RLOBT30	£663	RLDBT30	£663
3200mm*	RLRBT32	£617	RLBST32	£727	RLOBT32	£727	RLDBT32	£727
3400mm*	RLRBT34	£669	RLBST34	£790	RLOBT34	£790	RLDBT34	£790
3600mm*	RLRBT36	£720	RLBST36	£853	RLOBT36	£853	RLDBT36	£853
3800mm*	RLRBT38	£794	RLBST38	£917	RLOBT38	£917	RLDBT38	£917
4000mm*	RLRBT40	£866	RLBST40	£1,025	RLOBT40	£1,025	RLDBT40	£1,025

Roma
 Panel End



2000mm	PRBT20	£334	PBST20	£457	POBT20	£457	PDBT20	£457
2400mm	PRBT24	£384	PBST24	£487	POBT24	£487	PDBT24	£487
2600mm	PRBT26	£439	PBST26	£572	POBT26	£572	PDBT26	£572
2800mm*	PRBT28	£467	PBST28	£614	POBT28	£614	PDBT28	£614
3000mm*	PRBT30	£495	PBST30	£657	POBT30	£657	PDBT30	£657
3200mm*	PRBT32	£534	PBST32	£710	POBT32	£710	PDBT32	£710
3400mm*	PRBT34	£576	PBST34	£758	POBT34	£758	PDBT34	£758
3600mm*	PRBT36	£616	PBST36	£818	POBT36	£818	PDBT36	£818
3800mm*	PRBT38	£729	PBST38	£959	POBT38	£959	PDBT38	£959
4000mm*	PRBT40	£777	PBST40	£1,001	POBT40	£1,001	PDBT40	£1,001

Note: 2800mm, 3000mm, 3200mm & 3400mm tables will be supplied with 2 tops, 1 leg frame & 2 supporting bars.
 3600mm - 4000mm tables will be supplied with 2 tops, 2 leg frames and 2 pairs of fish plates.

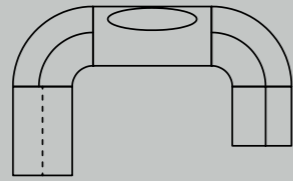
AVAILABLE BOARD FINISHES

Beech (B), Cherry (C), Japanese Ash (JA), Light Oak (LO), Modern Oak (MO), Maple (M), Plain Grey (PG), Portofino Cherry (PC), Silver (S), Swiss Elm (SE), Walnut (WA), White (WH) available in 18mm and 25mm.



All base unit tops are fitted with one cable port unless fitted with glass counter.

When ordering, please fax a plan view of your required configuration so we can supply recessed legs where needed.



25mm




Base Unit
D:800mm H:740mm

2000mm	GRECB20	£249
1800mm	GRECB18	£238
1600mm	GRECB16	£229
1400mm	GRECB14	£221
1200mm	GRECB12	£208
1000mm	GRECB10	£199
800mm	GRECB8	£194
600mm	GRECB6	£188



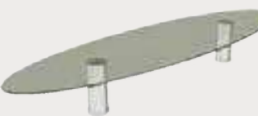
DDA Base Unit
D:800mm H:740mm
Modesty panel inset 330mm

2000mm	GRECB20DDA	£299
1800mm	GRECB18DDA	£290
1600mm	GRECB16DDA	£282
1400mm	GRECB14DDA	£274
1200mm	GRECB12DDA	£260
1000mm	GRECB10DDA	£254
800mm	GRECB8DDA	£247
600mm	GRECB6DDA	£242



Top Box
D:350mm H:420mm

2000mm	GRECTB20	£163
1800mm	GRECTB18	£154
1600mm	GRECTB16	£146
1400mm	GRECTB14	£134
1200mm	GRECTB12	£123
1000mm	GRECTB10	£120
800mm	GRECTB8	£115
600mm	GRECTB6	£111



Shelves
D:300mm Oval
Strengthened green tinted glass on chrome supports

Wooden shelf tops available in all colours

1600mm	RECGLAS16	£498
1400mm	RECGLAS14	£427
1200mm	RECGLAS12	£412
1000mm	RECGLAS10	£398
800mm	RECGLAS8	£366
1600mm	RECWOODS16 - Wood	£222
1400mm	RECWOODS14 - Wood	£213
1200mm	RECWOODS12 - Wood	£202



Kickplates
H:100mm
Stainless steel

2000mm	KP20	£88
1800mm	KP18	£83
1600mm	KP16	£78
1400mm	KP14	£74
1200mm	KP12	£71
1000mm	KP10	£68
800mm	KP8	£64
600mm	KP6	£61
Large 90°	KPL90	£90
Small 90°	KPS90	£86
45°	KP45	£90

AVAILABLE BOARD FINISHES

Beech (B), Cherry (C), Japanese Ash (JA), Light Oak (LO), Modern Oak (MO), Maple (M), Plain Grey (PG), Portofino Cherry (PC), Silver (S), Swiss Elm (SE), Walnut (WA), White (WH) available in 18mm and 25mm.



90° Large Corner Base Unit
W:1080mm D:1080mm H:740mm Ends:800mm

Curved Panel Options

Please suffix code
LO Light Oak (Wood)
B Beech (Wood)
PC Powder Coated (Metal)

GREC90BL
£409



90° Small Corner Base Unit
W:800mm D:800mm H:740mm
Ends:800mm

Curved Panel Options

Please suffix code
LO Light Oak (Wood)
B Beech (Wood)
PC Powder Coated (Metal)

GREC90BS
£381



90° Top Box - Large & Small
D:350mm H:420mm

Curved Panel Options

Please suffix code
LO Light Oak (Wood)
B Beech (Wood)
PC Powder Coated (Metal)

GREC90TBL
GREC90TBS
£234
£220



45° Base & Top Unit
W:1837mm D:922mm Ends:800mm

Curved Panel Options

Please suffix code
LO Light Oak (Wood)
B Beech (Wood)
PC Powder Coated (Metal)

GRECB45
GRECTB45
£329
£219



J Reception Unit
W:2200mm D:1475mm H:1125mm
Bow fronted counter top
Please state left or right handed (right handed shown)
Available in all wood finishes
Supplied with 2 cable ports

GRECUNIT
£907



Paolo is our contract range of furniture, which features some basic items including desks, returns and tables. Now including tubular fully welded tables which are increasingly popular in the educational sector; we have an endless range of sizes to cater for any size classroom.

All tables now supplied with adjustable feet as standard

18mm



Double Pedestal Desk

D:800mm H:733mm
Please state pedestals required

1800mm P18DP	£282
1600mm P16DP	£255



Single Pedestal Desk

D:800mm H:733mm
Please state pedestals required
Please specify hand (right handed shown)

1800mm P18SP	£227
1600mm P16SP	£200
1400mm P14SP	£190
1200mm P12SP	£187



Desk No Pedestals

D:800mm H:733mm

1800mm P18	£133
1600mm P16	£107
1400mm P14	£96
1200mm P12	£89



Standard Leg Return Unit

W:1000mm D:538mm H:733mm
4 stationery trays with tambour front
Please specify hand (right handed shown)

PSLRET	£127
--------	------



Telephone Table

W:800mm D:400 H:733mm

PTT	£105
-----	------

AVAILABLE BOARD FINISHES

Beech (B), Cherry (C), Japanese Ash (JA), Light Oak (LO), Modern Oak (MO), Maple (M), Plain Grey (PG), Portofino Cherry (PC), Silver (S), Swiss Elm (SE), Walnut (WA), White (WH) available in 18mm and 25mm.

18mm

25mm



Canteen Table

25mm square bolt-on legs
H:740mm

NB: Bolt-on legs are not suitable in educational environments

1800mm 800mm PCT18	£100	£110
1600mm 800mm PCT16	£87	£96
1400mm 800mm PCT14	£85	£93
1200mm 800mm PCT12	£82	£90
1000mm 800mm PCT10	£78	£86
800mm 800mm PCT8	£67	£73
800mm 800mm PCCT8 (Coffee Table)	£62	£64
1800mm 600mm PCT186	£96	£106
1600mm 600mm PCT166	£84	£92
1400mm 600mm PCT146	£82	£90
1200mm 600mm PCT126	£78	£86
1000mm 600mm PCT106	£74	£83
800mm 600mm PCT86	£64	£71
800mm 600mm PCCT86 (Coffee Table)	£59	£63



Fully Welded Table

25mm square fully welded frame
H:740mm

1800mm 800mm PFWCT18	£151	£17
1600mm 800mm PFWCT16	£134	£148
1400mm 800mm PFWCT14	£128	£140
1200mm 800mm PFWCT12	£123	£135
1000mm 800mm PFWCT10	£118	£131
800mm 800mm PFWCT8	£107	£118
800mm 800mm PFWCCT8 (Coffee Table)	£105	£115
1800mm 600mm PFWCT186	£145	£159
1600mm 600mm PFWCT166	£128	£140
1400mm 600mm PFWCT146	£122	£134
1200mm 600mm PFWCT126	£117	£128
1000mm 600mm PFWCT106	£113	£124
800mm 600mm PFWCT86	£104	£113
800mm 600mm PFWCCT86 (Coffee Table)	£101	£105



Semi Circular Table

25mm square fully welded frame
Please specify grain direction
H:740mm

1600mm PSEMCT16	£161	£183
1200mm PSEMCT12	£143	£164



Round Table

25mm square bolt-on legs
H:740mm

NB: Bolt-on legs are not suitable in educational environments

1200mm PRT12	£134	£154
1000mm PRT10	£110	£131
800mm PRT8	£90	£103
800mm PCRT8 (Coffee Table)	£86	£94



Trapezoidal Table





25mm square fully welded frame
H:740mm

1600mm PTRAPZ16	£159	£183
1200mm PTRAPZ12	£143	£164

40mm DIA FULLY WELDED

Our new 40mm diameter fully welded tables work great in training rooms and the educational market. With a solid metal frame you can be sure they will withstand even the most demanding of environments. As always, furniture is available in all twelve colours and four different metalwork finishes.

All tables supplied with adjustable feet as standard

			18mm	25mm	
	Fully Welded Table				
	40mm diameter legs fully welded frame				
	H:740mm				
	1800mm	800mm 40FWT18	£166	£182	
	1600mm	800mm 40FWT16	£150	£163	
	1400mm	800mm 40FWT14	£144	£156	
	1200mm	800mm 40FWT12	£138	£151	
	1000mm	800mm 40FWT10	£134	£147	
	800mm	800mm 40FWT8	£123	£133	
	800mm	800mm 40FWCT8 (Coffee Table)	£121	£131	
	1800mm	600mm 40FWT186	£160	£174	
	1600mm	600mm 40FWT166	£144	£156	
	1400mm	600mm 40FWT146	£137	£150	
	1200mm	600mm 40FWT126	£133	£145	
1000mm	600mm 40FWT106	£128	£139		
800mm	600mm 40FWT86	£118	£128		
800mm	600mm 40FWCT86 (Coffee Table)	£117	£121		
	Semi Circular Table				
	40mm diameter legs fully welded frame				
	Please specify grain direction				
H:740mm					
	1600mm	40SEMT16	£175	£199	
	1200mm	40SEMT12	£158	£179	
	Round Table				
	40mm diameter legs fully welded frame				
	H:740mm				
		1200mm	40RT12	£216	£231
		1000mm	40RT10	£203	£211
	800mm	40RT8	£184	£195	
	800mm	40CRT8 (Coffee Table)	£175	£187	
	Trapezoidal Table				
	40mm diameter legs fully welded frame				
	H:740mm				
800mm ends					
	1600mm	40TRAPZ16	£175	£199	
	1200mm	40TRAPZ12	£158	£179	

AVAILABLE BOARD FINISHES

Beech (B), Cherry (C), Japanese Ash (JA), Light Oak (LO), Modern Oak (MO), Maple (M), Plain Grey (PG), Portofino Cherry (PC), Silver (S), Swiss Elm (SE), Walnut (WA), White (WH) available in 18mm and 25mm.



Circular Table - Trumpet Base
H:740mm 25mm Top



1200mm	TRCT12	£292
1000mm	TRCT10	£261
900mm	TRCT9	£242
800mm	TRCT8	£227

Circular Table - Crucifix Base
H:740mm 25mm Top



1600mm	CCT16	£357
1200mm	CCT12	£221
1000mm	CCT10	£198
900mm	CCT9	£184
800mm	CCT8	£175

Circular Table - Tubular Leg
H:740mm 25mm Top




1600mm	TCT16	£366
1200mm	TCT12	£283
1000mm	TCT10	£251
900mm	TCT9	£232
800mm	TCT8	£217

Circular Table - Roma Lorenzo Leg
H:740mm 25mm Top



1600mm	RLCT16	£399
1200mm	RLCT12	£316
1000mm	RLCT10	£284
900mm	RLCT9	£264
800mm	RLCT8	£249

Square & Rectangular Coffee Table
H:400mm 25mm Top
Prefix code with
T for tubular legs
P for panel end legs



900x500mm	GCT95	£163	£128
800x800mm	GCT88	£175	£140
800x600mm	GCT86	£165	£131
600x600mm	GCT66	£157	£123


Circular Coffee Table
H:400mm 25mm Top
Prefix code with
T for tubular legs
C for crucifix legs



800mm Dia	GCT800D	£210	£176
700mm Dia	GCT700D	£200	£165
600mm Dia	GCT600D	£192	£155


AVAILABLE BOARD FINISHES
Beech (B), Cherry (C), Japanese Ash (JA), Light Oak (LO), Modern Oak (MO), Maple (M), Plain Grey (PG), Portofino Cherry (PC), Silver (S), Swiss Elm (SE), Walnut (WA), White (WH) available in 18mm and 25mm.

Round Glass Coffee Table
600mm diameter H:350mm
Frosted glass, chrome legs




HS035 £225

Rectangular Glass Coffee Table
W:900mm D:500mm H:350mm
Clear glass, chrome legs




HS036 £151

Square Glass Coffee Table
W:500mm D:500mm H:350mm
Clear glass, chrome legs




HS034 £117

Oval Glass Coffee Table
W:900mm D:600mm H:430mm
Frosted glass, chrome legs



HS038 £410

Square Venalo Glass Coffee Table
W:600mm D:600mm H:400mm
Clear glass, chrome trumpet base



HS169 £289





Meeting Table - Tubular Legs - 800mm Deep

D:800mm H:740mm
25mm Top
80mm Tubular legs

1800mm	GMT18	£221
1600mm	GMT16	£202
1400mm	GMT14	£193
1200mm	GMT12	£182
1000mm	GMT10	£177
800mm	GMT8	£173



Meeting Table - Tubular Legs - 600mm Deep

D:600mm H:740mm
25mm Top
80mm Tubular legs

1800mm	GMT186	£200
1600mm	GMT166	£181
1400mm	GMT146	£172
1200mm	GMT126	£159
1000mm	GMT106	£157
800mm	GMT86	£159



Foldaway Table

D:800mm H:720mm
25mm Top
Please specify straight or curved feet and black or chrome

1800mm	GFOLD18	£233
1600mm	GFOLD16	£215
1400mm	GFOLD14	£201



Flip Top Table - 800mm Deep

D:800mm H:740mm
25mm Top
Supplied on castors

1800mm	EXECFLIP18	£272
1600mm	EXECFLIP16	£262
1400mm	EXECFLIP14	£254
1200mm	EXECFLIP12	£244
1000mm	EXECFLIP10	£236
800mm	EXECFLIP8	£229



Flip Top Table - 600mm Deep

D:600mm H:740mm
25mm Top
Supplied on castors

1800mm	EXECFLIP186	£257
1600mm	EXECFLIP166	£250
1400mm	EXECFLIP146	£241
1200mm	EXECFLIP126	£230
1000mm	EXECFLIP106	£223
800mm	EXECFLIP86	£216



Folding Tubular

H:740mm
25mm Top
50mm chrome tubular legs

1800mm	FMT188	£296
1600mm	FMT168	£278
1400mm	FMT148	£268
1200mm	FMT128	£259
1000mm	FMT108	£251
1800mm	FMT186	£277
1600mm	FMT166	£256
1400mm	FMT146	£249
1200mm	FMT126	£239
1000mm	FMT106	£231

AVAILABLE BOARD FINISHES

Beech (B), Cherry (C), Japanese Ash (JA), Light Oak (LO), Modern Oak (MO), Maple (M), Plain Grey (PG), Portofino Cherry (PC), Silver (S), Swiss Elm (SE), Walnut (WA), White (WH) available in 18mm and 25mm.



Flip Top Table - Trapezoidal

H:740mm
25mm Top
Supplied on castors
800mm Ends

1600mm	EXECFLIPTRAP16	£313
--------	----------------	------



Flip Top Table - Semi

H:740mm
25mm Top
Supplied on castors

1800mm	EXECFLIPSEMI18	£322
1600mm	EXECFLIPSEMI16	£313



Lectern

H:1170mm (to base of lectern top)
W:600 D:400mm

Please specify metalwork finish as well as MFC colour

LECTERN	£256
---------	------




Our stylish lectern is a perfect fit in all environments where presentations are given. A small shelf provides space for notes and/or a drink and also has space for routing microphone wires internally.




RESIDENTIAL

All our residential furniture comes with solid 18mm carcasses, making for a very robust product that won't collapse if you need to move it. 170° hinges on all doors and a shaped metal handle ensure a long lasting, heavy duty range of furniture, as well as radius corners on tops for improved safety.




Bedside Cabinet 01
W:438mm D:560mm H:648mm
Please specify left or right hand hinged (LHH shown)
Non-locking as standard

FUSMBC01	£164
----------	------



Bedside Cabinet 02
W:438mm D:560mm H:648mm
Non-locking as standard

FUSMBC02	£131
----------	------



Bedside Cabinet 03
W:438mm D:560mm H:648mm
Non-locking as standard

FUSMBC03	£177
----------	------




Wardrobe
D:600mm H:1850mm
Non-locking as standard
Top shelf, hanging rail & bottom shelf

Width				
800mm	FUSMDW	Double	£305	
429mm	FUSMSW	Single	£226	



Gents Wardrobe
D:600mm H:1850mm
Non-locking as standard
Top shelf & hanging rail

Width			
800mm	FUSMGDW	Gents Double	£365
429mm	FUSMGSW	Gents Single	£273




Chest Of Drawers
W:800mm D:595mm
Non-locking as standard

Height			
725mm	FUSM3DC	3 Drawer	£208
950mm	FUSM4DC	4 Drawer	£255
1179mm	FUSM5DC	5 Drawer	£302


AVAILABLE BOARD FINISHES

Beech (B), Cherry (C), Japanese Ash (JA), Light Oak (LO), Modern Oak (MO), Maple (M), Plain Grey (PG), Portofino Cherry (PC), Silver (S), Swiss Elm (SE), Walnut (WA), White (WH) available in 18mm and 25mm.




Dressing Table
D:595mm H:725mm
Non-locking as standard

1600mm FUSMDDT	Double	£388
1200mm FUSMDT	Single	£226




Wall Mountable Bookcase
D:330mm H:600mm
Will need to provide own screws/ mounts

1000mm FUWMB10	2 Shelves	£105
800mm FUWMB8	2 Shelves	£90




Budget Bed
Mattress Base Height:400mm
Length:1946mm

FUBB3	Single (3ft)	£260
FUBB4	3/4 (4ft)	£313
FUBB46	Double (4ft6)	£345



Storage Bed
Mattress Base Height:400mm
Length:1946mm
Includes storage at both sides of bed

FUSB3	Single (3ft)	£296
FUSB4	3/4 (4ft)	£349
FUSB46	Double (4ft6)	£381



Student Storage Bed
Mattress Base Height:400mm
Length:1946mm
Right-hand shown
Includes under-bed storage as well as side storage

FUSSB4	3/4 (4ft)	£384
FUSSB46	Double (4ft6)	£423





A host of features awaits you with our range of operator and task chairs. From mid back to high back, synchronised to PCB mechanisms, all chairs come with a 5 year warranty.

Do not mistake these chairs for cheap imitations; high quality plastics ensure longer lifespans than most can offer.




The exceptionally popular Klub range has been developed to enhance any soft seating area.

One and two seater tub chair and sofa options are available.



Compact tub chairs with a stylishly crisp design; perfect for breakout, leisure and less formal environments.



OPERATOR



Goal

PCB mechanism
Mid or high back
Max weight 150kg

HS062 Mid Back £74
HS060 High Back £75

Arm options - AH - AR - AT



React

PCB mechanism
Mid or high back
Max weight 150kg

HS068 Mid Back £120
HS066 High Back £137

Arm options - AC - AD - AH - AV



Class

Syncro mechanism & Integral Seat Slide
Mid or high back
Max weight 150kg

HS166 Mid Back £236.
HS167 High Back £268

Arm options - AC - AD - AH - AV



Fresh

Syncro mechanism & Integral Seat Slide
Mesh back
Max weight 150kg

HS164 £196

Arm options - AC - AD - AH - AV

VISITOR



Goal Visitor

Mid back cantilever
Black frame as standard
Chrome frame + £31

HS064 £79

Arm options - AH - AR - AT



React Visitor

Mid back cantilever
Black frame as standard
Chrome frame + £31

HS070 £120

Arm options - AC - AD - AH - AV



Class Visitor

Mid back cantilever
Integral arm as standard
Chrome frame as standard
Stackable (qty 3)

HS168 £250



Fresh Visitor

Mesh back
Chrome frame as standard

HS165 £196

Arm options - AC - AD - AH - AV

Upgrade Options

Give your chair a personal touch...

NB: Images are for illustrative purposes - all chairs are supplied as standard with a black base. Please note that not all chair options are available on all chairs - refer to each chair spec for available arms.

Black Spider Base

B2 £22



Chrome Base

B3 £30



Aluminium Spider Base

B5 £52



Chrome Height Adjustable

AD £44



Height Adjustable Back Forward Twist

AV £52



Black Height Adjustable

AT £20



Black Low Leading Edge Fixed

AC £23



Black Loop Fixed

AR £12



Chrome Disc Fixed

AH £25



Please note - all chairs are priced as standard WITHOUT arms and with a black base (unless specified) in a Band 1 fabric. Please see opposite for available options.

Mechanisms explained

PCB Mechanism
Synchronised Action

Back moves with user. Seat remains level.
Single lever adjustment for synchronised movement of seat and back pads in a 2:1 ratio. For every 2 degrees of incline applied to the back pad, the seat will incline 1 degree in same direction. Free-float facility applicable. Ideal for prolonged VDU working and hot-desk environments.

Band 1 Fabrics

Bradbury Arizona
Pyra
Omega Plus
Stirling
Ace
Camira Advantage
Kendal
Phoenix
Zeta

OPERATOR



Himp

High back operator chair PCB Mech
Max weight 150kg

HS184	Black frame	£48
HS185	Chrome frame	£66

Arm options - FA, ZA, C/FA, C/ZA



Simp

Square back operator chair PCB Mech
Max weight 150kg

HS188	Black frame	£60
HS189	Chrome frame	£78

Arm options - FA, ZA, C/FA, C/ZA



Zimp

High back mesh chair PCB Mech
Max weight 150kg

HS192	Black frame	£82
HS193	Chrome frame	£100

Arm options - FA, ZA, C/FA, C/ZA



Monroe

Available in black only
Synchro locking mech
Switch controls, seat slide
Height adjustable arms and pivoting
PU pads and headrest

HS196	£198
-------	------



Flipper

Upholstered seat and back
Black frame
Stackable (max. 4)

HS199	£32
-------	-----



Galaxy

Black moulded seat and back
Stackable (max. 10)
Linking device fitted as standard

HS202	Chair	£32
HS203	Trolley (carries max. 40)	£35

VISITOR



Himp Visitor

High back visitor chair
Max weight 150kg

HS186	Black frame	£54
HS187	Chrome frame	£71

Arm options - FA, ZA, C/FA, C/ZA



Simp Visitor

High square back visitor chair
Max weight 150kg

HS190	Black frame	£66
HS191	Chrome frame	£84

Arm options - FA, ZA, C/FA, C/ZA



Zimp Visitor

High back mesh chair
Cantilever frame

HS194	Black frame	£92
HS195	Chrome frame	£117

Arm options - FA, ZA, C/FA, C/ZA



Monroe Visitor

Available in black only
Cantilever frame
Lift up arms

HS197	Black frame	£142
HS198	Chrome frame	£160



Tub

Chrome legs as standard
Two tone available - £12 extra

HS200	Single Tub	£88
HS201	Two Seater	£99



Tub Coffee Table

Glass top
Available in single (circular) or double
(as shown)
Chrome legs as standard

HS204	Single	£104
HS205	Double	£132

Please note - all chairs are priced as standard WITHOUT arms and with a black base (unless specified) in a Band 1 fabric. Please see opposite for arm options.

Mechanisms explained

PCB Mechanism Synchronised Action Back moves with user. Seat remains level. Single lever adjustment for synchronised movement of seat and back pads in a 2:1 ratio. For every 2 degrees of incline applied to the back pad, the seat will incline 1 degree in same direction. Free-float facility applicable. Ideal for prolonged VDU working and hot-desk environments.

Band 1 Fabrics

Bradbury	Arizona Pyra Omega Plus Stirling Ace Advantage Kendal Phoenix Zeta
Camira	



Black Fixed Arms

FA	£11
----	-----



Black Adj Arms

ZA	£17
----	-----



Chrome Fixed Arms

C/FA	£18
------	-----



Chrome Adj Arms

C/ZA	£21
------	-----

SOFT SEATING

All chairs priced in Band 3 fabric. Please call for prices in higher banded fabrics.



Dishy

Two-tone fabric option
Swivel base
Also available with 4 leg base (as sofa below)

HS206 White Legs £585
HS207 Chrome Legs £636



Harc Low Back

Two seater sofa low back
Two-tone fabric option
Available with black, white & silver powdercoated frame (POA for chrome and wood)

HS210 £1,383



Harc Tub Low Back

Polished aluminium swivel & tilt base
Two-tone fabric option
Minimum 95% recyclable CMHR foam

HS212 £509



Dishy Sofa

Two seater sofa low back
Two-tone fabric option
Minimum 95% recyclable CMHR foam

HS208 White Legs £709
HS209 Chrome Legs £740



Harc High Back

Two seater sofa high back
Two-tone fabric option
Available with black, white & silver powdercoated frame (POA for chrome and wood)

HS211 £1,963




Harc Tub High-Back

Polished aluminium swivel & tilt base
Two-tone fabric option
Minimum 95% recyclable CMHR foam

HS213 £707

AVAILABLE FABRIC FINISHES

Any Camira fabric from the Cara range. Add 15% for Lucia. Other fabrics available upon request (surcharges may apply).



SOFT SEATING

All chairs priced in Band 3 fabric. Please call for prices in higher banded fabrics.



Giggle Skid

4 week lead time
Chrome legs
Two-tone fabric option
Minimum 95% recyclable
CMHR foam

HS214 £255



Venus

Chrome legs
Two-tone fabric option
Minimum 95% recyclable
CMHR foam

HS216 £203



Solace

Brushed chrome legs
Two-tone fabric option
Minimum 95% recyclable
CMHR foam

HS177 £303



Giggle Return Swivel

4 week lead time
Chrome legs
Two-tone fabric option
Minimum 95% recyclable
CMHR foam

HS215 £306



Fourcast Lounge

Designed by Strand and Hvas
Fully upholstered
Aluminium 4 star base with return
Freefloat in seat/back

HS217 £357




Dash Stool

Padded foam seat
Stylish solution to any contemporary
reception

HS218 Dash Stool £104
HS219 Dash Stool w/ Legs £148

AVAILABLE FABRIC FINISHES

Any Camira fabric from the Cara range. Add 15% for Lucia. Other fabrics available upon request (surcharges may apply).





SOFT SEATING

All chairs priced in Band 3 fabric. Please call for prices in higher banded fabrics.



Henray Low Back

Two-tone fabric option
Available with aluminium or white powdercoated legs

HS220	Single Seater	£1,077
HS221	Two Seater	£1,317
HS222	Three Seater	£1,531



Henray 45° Low Back

45° sofa low back
Two-tone fabric option
Available with aluminium or white powdercoated legs

HS226	£1,006
-------	--------



Henray 2 Seater Bench

W:1650mm D:700mm H:440mm
Available with aluminium or white powdercoated legs

HS228	£835
-------	------



Henray High Back

Two-tone fabric option
Available with aluminium or white powdercoated legs

HS223	Single Seater	£1,575
HS224	Two Seater	£1,936
HS225	Three Seater	£2,283



Henray 45° High Back

45° sofa high back
Two-tone fabric option
Available with aluminium or white powdercoated legs

HS227	£1,337
-------	--------




Henray Glass Top Table

W:1650mm D:700mm H:360mm
Various power & data configurations available in power socket (not supplied as standard - POA)

HS229	£1,260
-------	--------

AVAILABLE FABRIC FINISHES

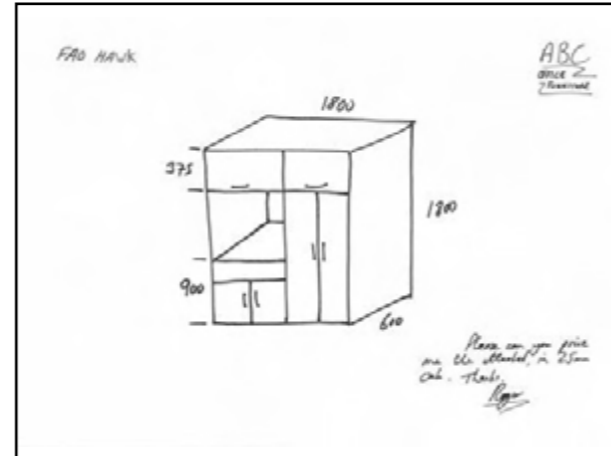
Any Camira fabric from the Cara range. Add 15% for Lucia. Other fabrics available upon request (surcharges may apply).



One of our biggest strengths is the ability to manufacture bespoke products. We have developed a simple yet streamlined method for the consultation, design, and manufacturing of tailor-made MFC furniture.

consultation

Customers will send a sketch or plans of a product they require making, or alternatively are offered guidance on what is possible to solve a problem that isn't achievable using standard products.



design

Working from the initial brief, our CAD team will work with the client and model the bespoke product in AutoCAD, showing all dimensions and a 3D image. This ensures the client receives exactly what is required, with no unexpected surprises.



finished product

When the 3D plans have been signed off by the client, production gets underway and our in-house programmers develop the product to the specified dimensions. All bespoke items are delivered assembled (within delivery size restrictions) so you don't even need to worry about getting your screwdriver out!



AVAILABLE BOARD FINISHES

Beech (B), Cherry (C), Japanese Ash (JA), Light Oak (LO), Modern Oak (MO), Maple (M), Plain Grey (PG), Portofino Cherry (PC), Silver (S), Swiss Elm (SE), Walnut (WA), White (WH) available in 18mm and 25mm.

The customer's brief here was simple; they asked for a neat storage wall solution using tambour doors with Bisley fittings - the results look amazing.



Our very own Sales office - here we have used Silver wood with a contrasting Gloss Lime Green finish on the filing cabinet drawers. Used carefully, these bright colours can look brilliant when combined with our standard finishes.

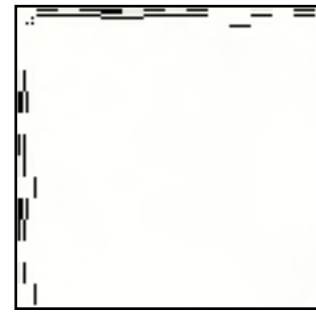


Our consultation process ensured this stunning reception, with a laser-cut logo etched out of steel with a blue powder-coated backdrop, greeted customers in a professional and stylish way.



Working from architect's plans, we were able to recreate this simple yet functional desk and vanity unit for a block of student accommodation flats.







White



Plain Grey



Silver



Japanese Ash



Modern Oak



Beech



Maple



Light Oak



Cherry



Portofino Cherry




Walnut



Swiss Elm

metal finishes



White 9016
Gloss



Silver RAL 9006




Grey RAL 7012
Textured




Black RAL 9005
Semi-Gloss


Advantage



Sea Blue AD017




Turquoise AD027



Kingfisher AD122




Leaf AD030



Sandvale AD016



Adriatic AD001



Riviera AD123




Aqua AD002



Persian AD101



Tawny AD098



Clipper AD126



Delta Blue AD026



Teal AD120



Oasis AD117



Cranberry AD005




Largo AD112



Trident AD124



Shamrock AD121



Purple AD118



Cinammon AD111



Cobalt AD004



Hobbit AD213



Aztec AD113



Raspberry AD127



Red AD014



Granite AD009



Royal Blue PY05



Trent AD214



Grape AD029



Claret PY16



Pewter AD072




Nightshade AD011



Mineral AD010



Beetroot AD116



Wine AD020



Black AD055



Charcoal AD028



Fjord AD125



Graphite AD066




Peat AD131

IMPORTANT: Finishes shown are for illustration only - please do not try to colour match. If trying to match against existing colours please call and ask for a sample card to be posted. Different coloured metalwork is available, price on application.

Please note, due to printing limitations we recommend you request actual fabric samples before ordering.

Cara



Lucia



Please note, due to printing limitations we recommend you request actual fabric samples before ordering.



Wood shed 1

Established in 1988, Hawk Furniture is a family owned and operated business that has been continually growing year after year, expanding its nationwide customer base and dealer network. Our ISO accredited manufacturing plant, based in the heart of East Yorkshire, produces 95% of all products in-house meaning very little is outsourced. Why should this matter? Being able to control all manufacturing processes means we're not dependant on other suppliers that can fail to deliver, ultimately preventing unnecessary delays to our customers. An industry-leading metalwork department, covering everything from laser cutting to powder coating, works alongside our wood shop to ensure we cater for every manufacturing requirement.

The 10 acre site is home to our skilled, dedicated workforce working throughout an 80,000 sq ft manufacturing plant, sales, and distribution team.

With over 400 nationwide dealers and a growing international customer base, Hawk has a proactive approach to increasing business, always looking for new and innovative ways to provide customers with the products and service they need which in turn allows their business to grow too.

Attention to detail - we set our standards high and our fastidious attention to detail is something we are very proud of at Hawk.



Powdercoating plant

Caring for the environment - our selection of raw materials and our manufacturing processes are under constant review to ensure we continue to operate in an environmentally responsible manner, including the use of recycled materials where possible. All timber used is from sustainably managed forests, sourced through 'Qualifor' assessed suppliers holding 'Chain of Custody' approval certifications.



Wood shed 2



Warehouse 1



Product Design

From a specific design brief, to a problem that requires a solution; we are one of the most capable UK manufacturers when it comes to designing MFC-based bespoke products. Initial ideas or sketches are sent to our CAD department, from which are created 3D line drawings showing the customer exactly what will be manufactured. This simple process ensures you are never let down and you receive a product that is perfect for the job it was designed to do.

Sales and Delivery

Utilising our own fleet of vehicles, we are able to deliver to most areas within the UK mainland. Using our own transport is paramount to delivering an undamaged product and we are very proud that less than 0.05% of products are damaged on arrival. In the event of a damaged product, it will either be replaced the following week or collected and repaired/replaced as soon as possible.

Installation

A dedicated team of our own trained employees handle everything from the smallest to the largest of installations. Using our own workforce - instead of third parties - ensures we are fully responsible for all necessary work and can quickly resolve unforeseen issues that are common in the environment of installation. Working within the customer's timeframe is of upmost importance to us; our fitters adhere to the latest environmental policies ensuring all packaging and waste is removed from site and recycled where possible.

Aftersales

Customers are the assets of every business. Hawk is extremely proud that the needs and demands of our customers are fulfilled not only by our products, but by our service too. Renowned for having the most helpful sales team in the industry; any problems or complaints are quickly and efficiently dealt with to ensure minimal disruption.

Space Planning

Hawk provides a turnkey design service, turning initial ideas and concepts into reality; from 2D plans to photo-realistic 3D visualisations. Our CAD department has years of experience in the furniture industry, this knowledge enables us to provide fresh layout ideas as well as creating solutions to problems that the client may encounter - all free of charge.



As a manufacturer, Hawk has a responsibility not only to the environment but to our customers, to continually ensure that our products and manufacturing processes are in line with government legislation and guidelines. The below accreditations illustrate our care and commitment to this cause.



ISO 9001
Quality System



ISO 14001
Environmental Management System



OHSAS 18001
Health & Safety Management System



Contractors Health & Safety Assessment Scheme



Furniture Industry Research Association. Full Member

FSC / PEFC Accreditation Of Board Suppliers



British & European Standards

Manufactured products conform to the relevant British and European standards.

BS EN ISO 9001:2008	Quality Management System
BS EN ISO 14001:2004	Environmental Management System
BS OHSAS 18001:2007	Occupational Health & Safety Management System
BS EN 527-1:2011	Dimensional requirements for desks & tables
BS EN 527-2:2002	Mechanical safety requirements for desks & tables
BS EN 527-3:2003	Strength & stability test requirements for desks & tables
BS EN 1023-2:2000	Screens. Mechanical durability requirements
BS EN 1023-3:2000	Screens. Test methods
BS 4875-5:2001	Strength & stability requirements - Test level 4
BS 4875-7:1998	Strength test requirements
BS 4875-8:1998	Stability test requirements
BS EN 15372:2008	Strength, durability and safety of flip-top contract tables



Quality & Environmental Policy Statement

Hawk Furniture manufactures contract office furniture for a diverse range of clients in both the public and private sectors. We are committed to continually improving our environmental impacts resulting from our manufacturing and distribution activities.

Hawk is committed to the highest standards of supply and service. We listen to our customers, continually reviewing our realisation processes in line with customer and business needs, maximising the efficiency of our resource management system. The principal elements of our policy are:

- To develop & maintain a Quality & Environmental Management System (QMES) satisfying the requirements of BS EN ISO 9001: 2008 & 14001:2004 and forming the framework for achieving quality and environmental objectives, continual improvement, complete client satisfaction and reduced environmental impact.
- Provide focus on the requirements of our customers, establishing levels of communication appropriate to fully determining their needs & expectations.
- To maintain an accurate knowledge of and comply with all relevant environmental legislation, requirements, best practice, guidelines and other requirements.
- To maintain an optimum understanding of environmental risk & impact associated with our activities & communicate these to our staff, & clients (as appropriate) through training and continually updated knowledge on environmental issues.
- To minimise the impact of our activities upon the environment in the delivery of our products and services and where applicable, in the activity of others in deploying those products and services. In essence Pollution Prevention'.
- Establish & maintain quality and environmental objectives through periodic management reviews.
- To identify scope for improvement in every aspect of the company's activities, devising & implementing effective solutions throughout.

This policy is available by public request.

Approved by;
A Lind (Management Representative)
P Lincoln (Works Manager)



All orders are accepted subject to the following terms and conditions.

Definitions

“The Company” means Hawk Furniture Ltd

“The Buyer” means the Account Applicant or person who buys or agrees to buy Goods from the Company

Prices

The price shall be that on the company’s current price list, or if applicable the price contained in the buyer’s quotation. Should a product’s price change between receipt of order and despatch the buyer will be notified and given the opportunity to cancel the order and receive a full refund. All prices are exclusive of VAT which will be charged at the rate ruling at the time of despatch.

Delivery

Whilst every reasonable effort shall be made to adhere to estimated delivery dates, time of delivery shall not be of the essence and the company shall not be liable for any losses, costs, damages or expenses incurred by the buyer or any person or company arising directly or indirectly out of any failure to meet any estimated delivery date. All deliveries must be signed for and appropriately dated. Notification of any shortages/damages must be made in writing to the company within 5 working days of receipt of goods.

Cancellation

Orders may be cancelled within 24 hours of order placement with no charge. Any standard products that are cancelled after this period will be subject to 25% cancellation charge, bespoke products cannot be cancelled once production has commenced and will be charged in full.

Payment and Credit Facilities

Accounts in respect of goods supplied are due for payment by the buyer, no later than the last day of the month following month of delivery, unless otherwise agreed by the company. In the event of late payment the company reserves the right at any time and without prior notice to suspend production/despatch of goods to the buyer. Interest will be charged on all overdue accounts at the rate of 3% per month above the Bank of England base rate for the time being in force, calculated from the due date on a daily basis to the date of payment. All credit facilities will cease should it be necessary to commence legal action for the recovery of a debt. We reserve the right to withdraw credit facilities at any time and without prior notice should it be deemed necessary.

Ownership and Risk

Title of the goods shall remain the sole and absolute property of the company until such time as the buyer has paid in whole for the full amount of the goods. Notwithstanding that the goods remain the property of the company, the buyer may sell or use the goods in such a manner as to pass to a third party a valid title of the goods and shall hold the proceeds of such sale on trust for the company. Risk of loss or damage to the goods shall pass to the buyer at time of delivery. In the instance of goods being lost or damaged after delivery where ownership has yet to pass, the buyer will indemnify the company against such loss/damage.

Due to our continued development program, we reserve the right to modify or alter designs without prior notice.

A full copy of our terms and conditions are available on request.



Multiple horizontal lines for taking notes.

NOTES